



PCI 9054RDK-LITE Hardware Reference Manual

Version 1.0

October 1999

Website: <http://www.plxtech.com>

Email: apps@plxtech.com

Phone: 408-774-9060

FAX: 408-774-2169

© 1999 PLX Technology, Inc. All rights reserved.

Notice

This document contains PLX Confidential and Proprietary information. The contents of this document may not be copied nor duplicated in any form, in whole or in part, without prior written consent from PLX Technology, Inc.

PLX provides the information and data included in this document for your benefit, but it is not possible to entirely verify and test all the information, in all circumstances, particularly information relating to non-PLX manufactured products. PLX makes neither warranty nor represents relating to the quality, content, or adequacy of this information. The information in this document is subject to change without notice. Although every effort has been made to ensure the accuracy of this manual, PLX shall not be liable for any errors, incidental, or consequential damages in connection with the furnishing, performance, or use of this manual or examples herein. PLX assumes no responsibility for damage or loss resulting from the use of this manual, for loss or claims by third parties, which may arise through the use of the RDK, or for any damage or loss caused by deletion of data as a result of malfunction or repair.

About This Manual

This document describes the PLX PCI 9054RDK-LITE Reference Design Kit from a hardware perspective. It contains description of all major functional circuit blocks on board and also is a reference for the creation of software for this product. This manual also includes the complete schematics and bill of materials.

Document Information

Update History

Version	Date	Comments
Red Book	June 1999	First Version
Blue Book	September 1999	<ul style="list-style-type: none">• Revised BOM and Schematics• Added CPLD Verilog Code Section• Other minor changes
Hardware Reference Manual	October 1999	<ul style="list-style-type: none">• Added examples of using PLXMon 99• Added RDK installation

© 1999 PLX Technology, Inc. All rights reserved.

PLX Technology, Inc. retains the right to make changes to this product at any time, without notice. Products may have minor variations to this publication, known as errata. PLX assumes no liability whatsoever, including infringement of any patent or copyright, for sale and use of PLX products.

The license agreement provided with this product documents any other limitations.

Other brand and names are the property of their respective owners.

Order Number: 9054/LITE-RDK-HRM-P0-1.0

Printed in the USA 10/99

TABLE OF CONTENTS

1. GENERAL INFORMATION.....	1
1.1 Features.....	2
1.2 RDK Installation.....	2
2. SYSTEM ARCHITECTURE.....	3
3. HARDWARE ARCHITECTURE.....	4
3.1 Hardware Memory Map	5
3.2 PCI 9054.....	5
3.2.1 <i>Dual DMA Channels</i>	5
3.2.2 <i>PCI Initiator</i>	6
3.2.3 <i>PCI Target</i>	6
3.2.4 <i>PCI Messaging</i>	6
3.3 Serial EEPROM.....	6
3.3.1 <i>Contents in the Serial EEPROM</i>	7
3.4 Synchronous SRAM.....	9
3.5 Altera CPLD.....	9
3.6 Test Headers	9
3.7 PLX Option Module Connector.....	9
3.8 Hardware Modules.....	10
3.8.1 <i>RS232 Interface</i>	10
3.8.2 <i>Debug and Status LEDs</i>	10
3.8.3 <i>Reset Circuitry</i>	10
3.8.3.1 <i>Power-on-Reset</i>	10
3.8.3.2 <i>Reset Pushbutton Switch</i>	10
3.8.4 <i>Flash ROM Socket</i>	10
3.9 Prototyping Area.....	10
3.9.1 <i>Thirty (30) Surface Mount Footprints</i>	11
3.10 Power Supply.....	12
3.10.1 <i>Three Common BGA Landscapes</i>	12
3.11 Configuring the RDK board	13
4. EXAMPLES OF TESTING THE ON BOARD 32Kx32 SRAM WITH PLXMON 99	13
5. CPLD VERILOG CODE.....	14
6. BILL OF MATERIALS / SCHEMATICS	17

LIST OF FIGURES

Figure 1-1. PCI 9054RDK-LITE Layout Diagram.....	1
Figure 2-1. PCI 9054RDK-LITE System Architecture	3
Figure 3-1. PCI 9054RDK-LITE Hardware Block Diagram.....	4
Figure 3-2. BGA Landscapes.....	12

LIST OF TABLES

Table 3-1. PCI 9054RDK-LITE Memory Map	5
Table 3-2. Long Serial EEPROM Load Registers.....	7
Table 3-3. Extra Long Serial EEPROM Load Registers.....	8
Table 3-4. Thirty (30) Surface Mounted Footprints.....	11
Table 3-5. PCI 9054 Mode Setting.....	13
Table 6-1. Bill of Materials.....	18

1. General Information

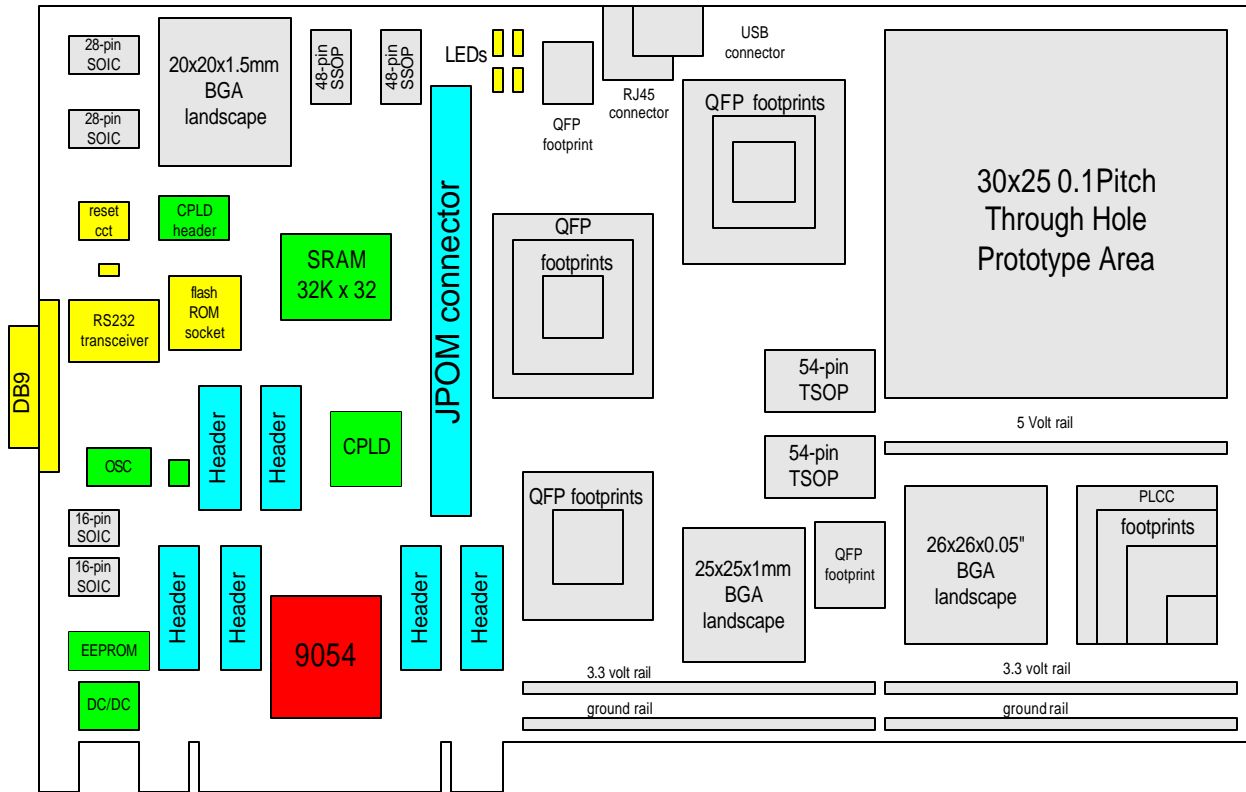


Figure 1-1. PCI 9054RDK-LITE Layout Diagram

The PCI 9054 RDK-LITE is a PCI prototyping kit targeting custom designs. It allows customers to create designs with either no microprocessor or one different from other RDKs offered by PLX.

1.1 Features

The PCI 9054RDK-LITE Reference Design Kit (RDK) is a PCI Bus Master Prototyping Kit, which contains a four-layer, assembled PC board with dimensions of 12.28"L x 5.20"W and the following features:

- PLX PCI 9054 PCI I/O Accelerator in 176-pin PQFP package
- Socketed serial EEPROM for configuring PCI 9054
- Support for all three bus modes (C, J and M modes)
- Thirty (30) surface mount prototyping footprints and three (3) common pitch BGA landscapes, which can be used with different packages of microprocessors, DSPs, FPGAs, CPLDs, SDRAMs, SRAMs, data transceivers, and general purpose logic devices
- Socketed 32-pin PLCC footprint provides designers a place for their flash boot ROM
- On-board 32K x 32 synchronous SRAM plus CPLD Memory Controller demonstrating PCI 9054 Data Pipe Architecture for both C and J modes. It allows the user to plug the board into a PCI system and be operational immediately
- Four (4) user defined status/debug LEDs
- In-system programmable CPLD with equations in Verilog provide chip selects, Local bus arbiter, and SRAM control.
- Built-in DB9 connector and programmable DTE/DCE RS232 transceiver for easy addition of a serial port
- A push button switch and a reset generator is capable of generating reset signals to any device on the board.
- Socketed oscillator for Local bus clock and PLL provide up to 50MHz clock to the Local bus.
- 5V to 3.3V voltage regulator to enable card to plug into 5 volt only PCI slot
- Six logic analyzer headers with standard HP footprint to allow easy probing of Local bus signals.
- Footprints of RJ45 connector and type A USB connector provide additional connections for customer prototyping.
- PLX J-Bus Option Module (POM) connector provides connection to other PLX POMs or customer devices
- A 25x30 0.1" grid through hole area allows easy prototyping with through hole components

1.2 RDK Installation

- Turn-off the computer and open the computer case
- Plug the PCI 9054RDK-LITE board into one of the PCI slots
- Close the computer case and turn on the computer

2. System Architecture

As shown in Figure 2-1, the RDK board contains

- PCI 9054 PCI I/O Accelerator
- Four components (CPLD, SRAM, Test Headers, and JPOM connector) connected to the PCI 9054 Local bus
- Four commonly used hardware modules (LEDs, Flash ROM Socket, Reset Circuitry, and RS232 Interface)
- More than 75% of the board area containing many carefully selected prototyping footprints.

The RDK is shipped with C mode as the default. Once the board is correctly installed into a PC computer system, the PCI master, such as the Intel microprocessor in the PC motherboard, can perform single memory read/write cycles, multiple memory read/write cycles, and continuous burst memory read/write cycles from/to the on-board synchronous SRAM in direct slave mode.

Four hardware modules on the RDK provide some basic hardware building blocks for almost any PCI 9054 design.

The thirty (30) surface mount footprints, and three (3) BGA landscapes support industry leading 16-bit and 32-bit embedded processors and DSPs from Hitachi, Motorola, IDT, TI, IBM and Analog Devices. Also, the PLCC footprints and PQFP footprints cover various common packages of CPLDs and FPGAs and PLX chips such as PCI 9054 and IOP 480.

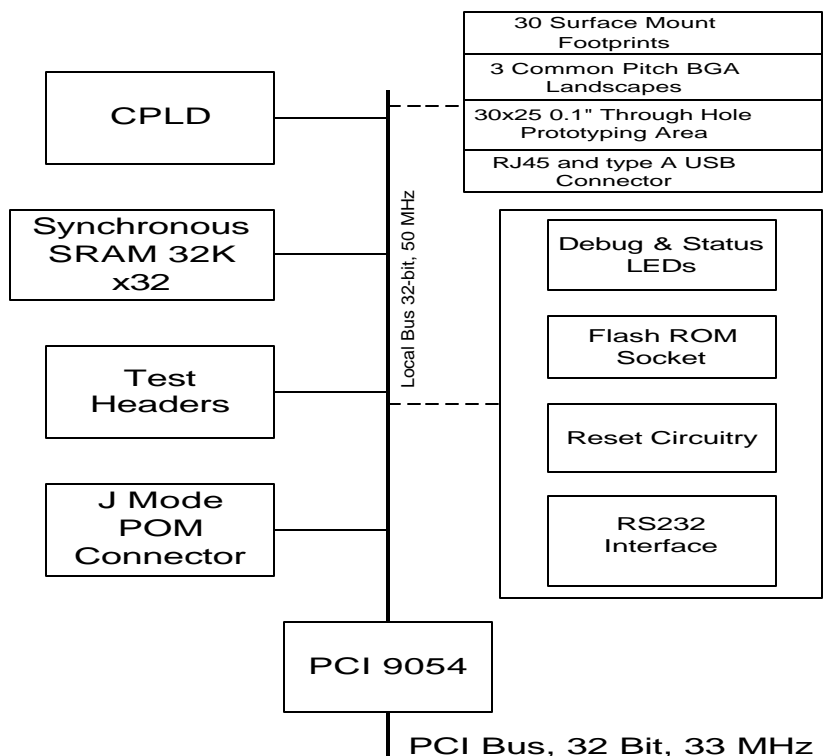


Figure 2-1. PCI 9054RDK-LITE System Architecture

3.1 Hardware Memory Map

The following is the memory map of the PCI 9054RDK-LITE board.

Table 3-1. PCI 9054RDK-LITE Memory Map

Address Range	Device	Chip Select	Comments
FFFF FFFF 8000 0000	Unused	–	Available
7FFF FFFF 7000 0000	Unused	CS3#	Available & Re-programmable
6FFF FFFF 6000 0000	Unused	CS2#	Available & Re-programmable
5FFF FFFF 5000 0000	Unused	CS1#	Available & Re-programmable
4FFF FFFF 4000 0000	J mode POM connector	CS0#	32-bit, multiplexed address/data bus
3FFF FFFF 2002 0000	Unused	–	–
2001 FFFF 2000 0000	Synchronous SRAM 32K x 32	SRAMCS#	8, 16, 32-bit access
1FFF FFFF 0000 0000	Unused	–	Available

3.2 PCI 9054

The PCI 9054, a 32-bit 33MHz PCI Bus Master I/O Accelerator, is the most advanced general-purpose PCI bus master device available in the market today. It offers a robust PCI Specification v2.2 implementation enabling burst transfers up to 132 MB per second. The PCI 9054 incorporates the industry leading PLX data Pipe Architecture technology, including dual DMA engines, programmable PCI initiator and Target Data-Transfer modes, and PCI messaging functions.

3.2.1 Dual DMA Channels

- Dual independent channels provides flexible prioritization scheme
- Direct H/W control of DMA including Demand/Block/Scatter/Gather modes
- Programmable burst length, including unlimited burst
- Shuttle Mode automatic invalidation of used DMA descriptors
- Unaligned transfer support
- End of Transfer (EOT) support
- Support for PCI bus mastering from local slave-only devices
- Scatter-Gather list management

3.2.2 PCI Initiator

- Support for all PCI cycle types including Type 0 and Type 1 configuration cycles
- Read pre-fetching
- Burst-length-control
- Programmable threshold pointer
- Unaligned transfer support
- Dynamic Endian swapping

3.2.3 PCI Target

- Multiple independent address spaces
- dynamic Local bus width control
- Dynamic Endian swapping
- Read pre-fetching
- Local bus priority control latency timer

3.2.4 PCI Messaging

- Complete messaging unit mailbox and doorbell registers
- Queue management pointers, which can be used for message passing under the I₂O protocol or a custom protocol

3.3 Serial EEPROM

A 2 Kbit serial EEPROM is used in this RDK. It is directly connected to the 9054 and provides the configuration data to initialize the 9054 after the system reset. 86 bytes of configuration data are pre-programmed to the serial EEPROM. They include device and functional information for plug-and-play (PnP), PCI memory resource allocation and initial values of internal registers.

3.3.1 Contents in the Serial EEPROM

Table 3-2. Long Serial EEPROM Load Registers

Serial EEPROM Offset	Serial EEPROM Value	Description	Register Bits Affected
0h	5406	Device ID	PCIIDR[31:16]
2h	10B5	Vendor ID	PCIIDR[15:0]
4h	0680	Class Code	PCICCR[23:8]
6h	000B	Class Code, Revision	PCICCR[7:0] / PCIREV[7:0]
8h	0000	Maximum Latency, Minimum Grant	PCIMLR[7:0] / PCIMGR[7:0]
Ah	0100	Interrupt Pin, Interrupt Line Routing	PCIIPR[7:0] / PCIILR[7:0]
Ch	0000	MSW of Mailbox 0 (User Defined)	MBOX0[31:16]
Eh	0000	LSW of Mailbox 0 (User Defined)	MBOX0[15:0]
10h	0000	MSW of Mailbox 1 (User Defined)	MBOX1[31:16]
12h	0000	LSW of Mailbox 1 (User Defined)	MBOX1[15:0]
14h	FF00	MSW of Range for PCI-to-Local Address Space 0	LAS0RR[31:16]
16h	0000	LSW of Range for PCI-to-Local Address Space 0	LAS0RR[15:0]
18h	0000	MSW of Local Base Address (Remap) for PCI-to-Local Address Space 0	LAS0BA[31:16]
1Ah	0001	LSW of Local Base Address (Remap) for PCI-to-Local Address Space 0	LAS0BA[15:0]
1Ch	0101	MSW of Mode/DMA Arbitration Register	MARBR[31:16]
1Eh	000C	LSW of Mode/DMA Arbitration Register	MARBR[15:0]
20h	0030	MSW of Local Bus Big/Little Endian Descriptor	PROT_AREA [15:0]
22h	5500	LSW of Local Bus Big/Little Endian Descriptor	LMISC [7:0] / BIGEND [7:0]
24h	0000	MSW of Range for PCI-to-Local Expansion ROM	EROMRR[31:16]
26h	0000	LSW of Range for PCI-to-Local Expansion ROM	EROMRR[15:0]
28h	0000	MSW of Local Base Address (Remap) for PCI-to-Local Expansion ROM	EROMBA[31:16]
2Ah	0010	LSW of Local Base Address (Remap) for PCI-to-Local Expansion ROM	EROMBA[15:0]
2Ch	8B43	MSW of Bus Region Descriptors for PCI-to-Local Accesses	LBRD0[31:16]
2Eh	0043	LSW of Bus Region Descriptors for PCI-to-Local Accesses	LBRD0[15:0]
30h	0000	MSW of Range for Direct Master-to-PCI	DMRR[31:16]
32h	0000	LSW of Range for Direct Master-to-PCI	DMRR[15:0]
34h	4000	MSW of Local Base Address for Direct Master-to-PCI Memory	DMLBAM[31:16]
36h	0000	LSW of Local Base Address for Direct Master-to-PCI Memory	DMLBAM[15:0]
38h	5000	MSW of Local Bus Address for Direct Master-to-PCI I/O Configuration	DMLBAI[31:16]
3Ah	0000	LSW of Local Bus Address for Direct Master-to-PCI I/O Configuration	DMLBAI[15:0]
3Ch	0000	MSW of PCI Base Address (Remap) for Direct Master-to-PCI	DMPBAM[31:16]
3Eh	0000	LSW of Local Bus Address for Direct Master-to-PCI I/O Configuration	DMPBAM[15:0]
40h	0000	MSW of PCI Configuration Address Register for Direct Master-to-PCI I/O Configuration	DMCRGA[31:16]
42h	0000	LSW of PCI Configuration Address Register for Direct Master-to-PCI I/O Configuration	DMCFGA[15:0]

Table 3-3. Extra Long Serial EEPROM Load Registers

Serial EEPROM Offset	Serial EEPROM Value	Description	Register Bits Affected
44h	9054	Subsystem ID	PCISID[15:0]
46h	10B5	Subsystem Vendor ID	PCISVID[15:0]
48h	FFFE	MSW of Range for PCI-to-Local Address Space 1 (1 MB)	LAS1RR[31:16]
4Ah	0000	LSW of Range for PCI-to-Local Address Space 1 (1 MB)	LAS1RR[15:0]
4Ch	2000	MSW of Local Base Address (Remap) for PCI-to-Local Address Space 1	LAS1BA[31:16]
4Eh	0001	LSW of Local Base Address (Remap) for PCI-to-Local Address Space 1	LAS1BA[15:0]
50h	0000	MSW of Bus Region Descriptors (Space 1) for PCI-to-Local Accesses	LBRD1[31:16]
52h	0143	LSW of Bus Region Descriptors (Space 1) for PCI-to-Local Accesses	LBRD1[15:0]
54h	0000	MSW of Hot Swap Control Register	Reserved
56h	4C06	LSW of Hot Swap Control Register	HS_NEXT[7:0] / HS_CNTL[7:0]

3.4 Synchronous SRAM

A 100-pin 7.5ns 32K x 32 Micron SyncBurst SRAM is used as data storage in the RDK. It is used for demonstration of continuous burst cycles from the PCI 9054 chip. It takes 16 address lines (SA16-SA2) from the SRAM controller implemented in the Altera CPLD. The data lines of the SRAM are directly connected to the PCI 9054 local data bus (LD31-LD0). During memory burst cycles, the SRAM performs continuous single read cycles or single write cycles. The SRAM controller does all the timing conversion and generates the address to the SRAM.

3.5 Altera CPLD

The CPLD used in this RDK is a 4ns Altera EPM7064AE device. Referring to Figure 3-1, PCI 9054RDK-LITE hardware diagram, there are three functional blocks inside the CPLD: SRAM controller, external arbiter and chip select generator. During memory cycles, the SRAM controller generates all control signals, SRAM chip select (SRAMCS#), SRAM output enable (SRAMOE#), and SRAM byte write enables (SRAM_BW_(0:3)) to the Synchronous SRAM. During burst memory cycles, the SRAM controller will latch the starting address signals and use its built-in internal address counter to advance the addresses to the synchronous SRAM. On the PCI 9054 side, the SRAM controller would generate the active low ready signal (READY#) to terminate PCI 9054 memory cycles.

The external arbiter in the CPLD accepts two Local bus request signals, (LBR[1:0]), and the bus request from PCI 9054 (LHOLD) and generates bus grant signals, LBG[1:0], to the Local bus masters and LHOLDA to PCI 9054 chip.

Also, the built-in chip select generator in the CPLD provides four active-low chip select signals to the devices on the Local bus besides the chip select (SRAMCS#) to the synchronous SRAM. The chip select signals are partially decoded from the upper most four address lines (LA31-LA28) on the Local bus. They can be re-programmed by altering the Verilog code in the CPLD.

3.6 Test Headers

Six logic analyzer headers are implemented with standard 0.1", 2x10 headers. In this RDK, they serve two different functions. One is for easy probing. All PCI 9054 Local bus signals, configuration and status signals are well arranged with these headers. Headers LAH1 and LAH2 contain Local bus address signals. Headers LAH3 and LAH4 contain Local bus data signals (or multiplexed address/data signals in J mode). Headers LAH5 and LAH6 carry Local bus control and status signals. Second, these headers are centered on 0.1" grid spacing. Designers can use these headers to connect to a standard prototyping board for additional prototyping. The headers do not provide any power source; therefore this must be connected separately for prototyping daughterboards.

3.7 PLX Option Module Connector

The PLX Option Module Connector resides directly on the 32-bit multiplexed J mode Local Bus. Either/both a master and/or slave device may be connected to this connector, which resides at address range 4000 0000 - 4FFF FFFF. The external arbiter in the CPLD uses CS0# to select the POM module. Schematic #5 of the RDK provides information for all the signals for the 100-pin connector. If desired, this connector can be used for expansion and prototyping.

3.8 Hardware Modules

The RDK-LITE provides four hardware modules: 1) RS232 interface, 2) debug and status LEDs, 3) reset circuitry, and 4) flash ROM socket. This is in addition to the clock generator used to provide the 50MHz Local bus clock to the PCI 9054, CPLD, POM, and the Synchronous SRAM.

3.8.1 RS232 Interface

The RS232 interface circuit combines a DB9 male connector with an RS232 transceiver. The transceiver chip is made by Maxim Integrated Products and can be hardware configured or software programmed as Data Terminal Equipment (DTE) or Data Circuit Equipment (DCE).

3.8.2 Debug and Status LEDs

There are four green user-defined LEDs near the top edge of the RDK board. The anode of each LED is connected to 3.3VDC through a 150-ohm ¼ watt resistor. The cathode of the LED is connected to a prototyping pad for customer use. As long as an active low signal can sink 16 – 20 mA of current, it can directly drive the LEDs without changing the resistor value.

3.8.3 Reset Circuitry

3.8.3.1 Power-on-Reset

Power-on-reset is controlled by an external 3.3-Volt power supply supervisor. The valid power-on-reset period is 1ms, which is hardwired into the supply supervisor IC.

3.8.3.2 Reset Pushbutton Switch

The Reset Pushbutton switch allows the user to reset the Local Bus side of the board only. When this pushbutton switch is pressed, a manual reset can be generated to reset the devices on the PCI 9054 Local bus.

3.8.4 Flash ROM Socket

A 32-pin PLCC footprint and related PLCC socket are provided on the RDK. It can be used to install a 3.3 volt 512KB byte wide flash memory device. It can be used to store the firmware for booting Local bus master device such as microprocessors or DSPs. The flash ROM footprint is pre-connected to power and ground. The prototyping pads are provided for all control signal pins as well as all address and data lines.

3.9 Prototyping Area

The RDK board contains a huge prototyping area as mentioned before. To make the prototyping area more user friendly and cost effective, three key features are implemented. The first is 30+ surface mount footprints, the second is three common BGA landscapes and the last is a 30x25 0.1" grid through-hole prototyping area.

3.9.1 Thirty (30) Surface Mount Footprints

As shown in Table 3-4, the surface-mount footprints are carefully selected based on three factors.

- 1) The footprints can be used for industry leading embedded microprocessors and DSPs from PLX Technology, Hitachi, Motorola, IBM, TI, and Analog Devices.
- 2) The footprints are the common footprints for CPLDs and FPGAs in the current market.
- 3) If the designer wants to build a complex design on the Local bus, there are enough footprints for CPU, memory, programmable control logic, bus transceivers and discrete devices.

Package	Quantity	Pin Pitch	Examples of Applications
16-pin SOIC	2	0.05"	Discrete Logic
28-pin SOIC	2	0.05"	Discrete Logic
28-pin PLCC	3	0.05"	PALs
44-pin PLCC	1	0.05"	CPLDs
44-pin PQFP	2	0.8mm	CPLDs
48-pin SSOP	2	0.025"	Discrete Logic, data transceivers
54-pin TSOP	2	0.8mm	SDRAM, SRAM
68-pin PLCC	1	0.05"	CPLD, ADS-2104L
80-pin PQFP	2	0.5mm	PPC401GF,
84-pin PLCC	1	0.05"	CPLDs, MIPS CPUs, PPC401GF,
100-pin PQFP	2	0.5mm	CPLDs, TI 320C2602/C541/LC541/LC543/LC546, ADSP-2186L
112-pin PQFP	1	0.65mm	SH7032/7034/7040,
128-pin PQFP	1	0.4mm	TI 320C6202/LC542/545
144-pin PQFP	2	0.5mm	CPLDs, TI C542/KC542/LC548/LC549/VC549, SH7604, IDT RC32364
160-pin PQFP	1	0.65mm	FPGAs, PPC403GA, MCF5206e,
176-pin PQFP	2	0.5mm	SH7410,
208-pin PQFP	2	0.5mm	FPGAs, SH7707/7709/7750, ADSP 20165L
240-pin PQFP	1	0.5mm	FPGAs, ADSP 21061L/21062L
BGA (26x26)	1	0.05"	PMC801/821/823/850
BGA (20x20)	1	1.5mm	PCI 9054, IOP480
BGA (25x25)	1	1.0mm	PPC403GC/GCX, TI 320C6202

Table 3-4. Thirty (30) Surface Mount Footprints

3.10 Power Supply

All electronic devices on the RDK, except U7, the programmable RS232 transceiver, are 3.3V devices. The RDK uses a LDO regulator to convert the 5 VDC to 3.3 VDC for those devices. As long as the output current from the voltage converter remains less than 2A, the RDK board can work without any problem.

3.10.1 Three Common BGA Landscapes

This RDK provides three common pitch BGA landscapes in the prototyping area. BGA1 is a full matrix of 20x20 @ 1.5mm pitch with the plated hole size of 0.022" dia. +/-0.001". The BGA landscape labeled BGA2 is a full matrix of 26x26 @ 0.05" pitch with the same size of plated hole as BGA1. The BGA landscape labeled BGA3 is a full matrix of 25x25 @ 1.0mm pitch holes with the plated hole size of 0.0165" dia. +/-0.001".

We suggest using Ironwood Electronics (web site: www.ironwoodelectronics.com) BGA Land Sockets and/or Minigrid Sockets, designers can convert BGA to PGA and prototype BGA chip on this RDK.

Refer to Figure 3-2, if designers use either the BGA1 or BGA2 landscape, they can choose either a) or b) below:

- a)
1. Buy both the Minigrid Socket and BGA Land Socket from Ironwood Electronics.
 2. Solder the Minigrid Socket to the PC board.
 3. Solder the BGA device to the Land Socket and plug the Land Socket to the Minigrid Socket.
- b)
1. Buy only BGA Land Sockets from Ironwood Electronics.
 2. Solder the BGA device on the top of the Land Socket and solder the Land Socket to the PC board.

If a designer uses the BGA3 landscape, they have only one choice; * to buy Ironwood's BGA Land Socket. Solder the BGA on the top of the Land Socket and solder the Land Socket to the PC board.

Note: The hole size on BGA3 is 0.0165" in diameter. It only fits with the Land Socket because the pin of Land Socket is 0.014" in diameter. Do not force the pin in the hole. It should fit snugly.

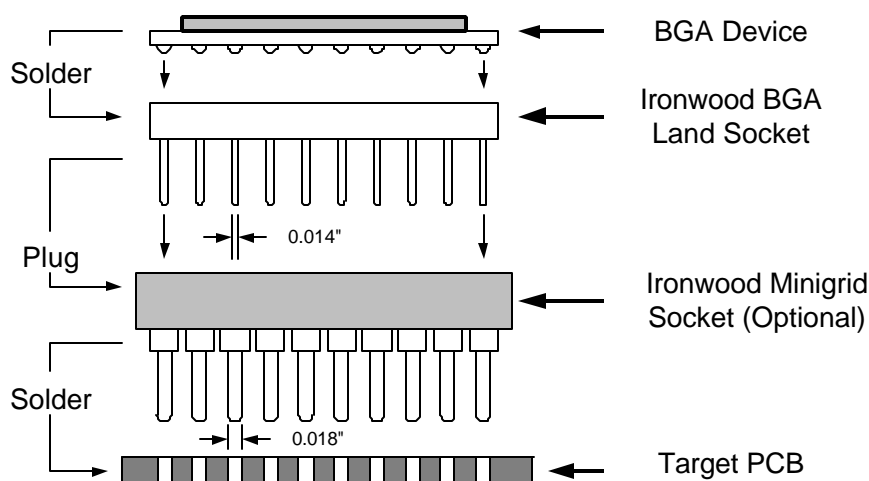


Figure 3-2. BGA Landscapes

3.11 Configuring the RDK board

Table 3-5. PCI 9054 Mode Setting

mode C	install R3, R4, R27, R28, R29, R30 and R26
mode J	install R1, R4, R27, R28, R29, R30 and R26
mode M	install R1, R2, R22, R23, R24, R25 and R31

4. Examples of Testing the On Board 32Kx32 SRAM with PLXMon 99

- 1) Single read/write from / to on board SRAM:
 - a) At the lower command line window of PLXMon99, type in the following commands to perform single 32bit, 16bit and 8bit memory read/write from/to the on board SRAM.

dl s0 1
 <= read a 32-bit long word from address s0

el s0 88888888
 <= write 32-bit data, 88888888h, to address s0

dw s0 1
 <= read a 16-bit word from address s0

ew s0 8888
 <= write 16-bit data, 8888h, to address s0

db s0 1
 <= read a byte from address s0

eb s0 88
 <= write 8-bit data, 88h, to address s0
- 2) DMA burst read/write from/to on board SRAM:
 - a) At lower pane of the PLXMon 99, type **Vars** to obtain the addresses for HBuf, 60K-byte DMA scratch buffer located at PC's main memory. For example, assume the HBuf has physical address starting at 01F80000h.

el s0	11111111
el s0+4	22222222
el s0+8	33333333
el s0+c	44444444
el s0+10	55555555
el s0+14	66666666
el s0+18	77777777
el s0+1c	88888888
 - b) Enter 8 long word test data to the SRAM. For example,

el s0	11111111
el s0+4	22222222
el s0+8	33333333
el s0+c	44444444
el s0+10	55555555
el s0+14	66666666
el s0+18	77777777
el s0+1c	88888888
 - c) Click the DMA button on PLXMon 99 to open DMA registers window.

- d) Configure DMA CH0 for burst transfer and the transfer direction is from local to PCI. The settings on DMA channel 0 would be similar to the following:

```
Mode (80h):          143
PCI address (84h):    01F80000
Local address (88h):  20000000
Transfer size (8ch):  100
Descriptor pointer (90h): 8
```

Check the box for data transfer enable

- e) Click on [Start Transfer] button to transfer data from on Board SRAM to DMA scratch buffer.
- f) Compare the data at step 'b' by typing in **dl HBuf** commend.
- g) Change the contents at DMA scratch buffer
- ```
el HBuf 99999999
el HBuf+4 88888888
el HBuf+8 77777777
el HBuf+c 66666666
el HBuf+10 55555555
el HBuf+14 44444444
el HBuf+18 33333333
el HBuf+1c 22222222
```
- h) Change the direction of DMA transfer from PCI to local at DMA CH0 by modifying descriptor pointer (90h) from zero to 0.
- i) Click on [Start Transfer] button to perform DMA transfer again
- j) Type in **dl s0** to compare the data at step G.

## 5. CPLD Verilog Code

8/12/99

Synchronous SRAM controller for PLX PCI 9054 mode C and J. 128K byte (32K x 32 bit) synchronous SRAM is used. The memory map for the sync. SRAM is 2000\_0000 - 2001\_FFFFh. A partial memory decode is used. The decode is only involved address lines A31 to A28 (or A31-A29 and LD28 in J mode)

```
module SRAMCTR
(
 // local bus signals

 CLK_50MHZ, // clock to PCI9054, SRAM and
 // controller
 ADS_, // address strobe from 9054
 BLAST_, // burst last from 9054
 LBE_, // byte enable from 9054
 LWDRD_, // local bus read/write
 ADDR_IN, // local bus address inputs
 ADDR_4MSBS, // local bus address A31 - A28
 READY_, // ready signal to PLX PCI9054

 // address and control signals to synchronous
 // SRAM

 SRAM_ADDR, // address outputs to the sync.
 // SRAM
 SRAMCS_, // chip select to the SRAM
 SRAMOE_, // output enable to the SRAM
 SRAM_BW_, // byte enables in SRAM write
 // cycle

 //bus arbitration

 LHOLD, // bus hold request from PLX
 // PCI9054
 LHOLDA, // bus hold acknowledge
 LBR, // two local bus request
 LBG, // two local bus grant

 // chip selects

 CS_ // four chip select outputs

);

// port declarations

output READY_;
```

```

output [16:2] SRAM_ADDR;
output SRAMCS_;
output SRAMOE_;
output [3:0] SRAM_BW_;
output LHOLDA;
output [1:0] LBG;
output [3:0] CS_;

input CLK_50MHZ;
input ADS_, BLAST_;
input [3:0] LBE_;
input LWDRD_;
input [16:2] ADDR_IN;
input [31:28] ADDR_4MSBS;
input LHOLD;
input [1:0] LBR;

reg [16:2] SRAM_ADDR;
reg [1:0] LBG;
reg LHOLDA;
reg READY_;
reg SRAMCS_;
reg SRAMOE_;

// internal variables

reg [3:0] A31_28;
reg [2:0] currentstate, nextstate;

// chip selects
// Four most upper address lines, A31-A28, are used
//to generate four chip select signals for the board.
//They are CS[3:0] with address as
//
// CS_0: 4000_0000h
// CS_1: 5000_0000h
// CS_2: 6000_0000h
// CS_3: 7000_0000h

wire [3:0] CS_ =

(ADDR_4MSBS == 4'b0100) ? 4'b1110:
(ADDR_4MSBS == 4'b0101) ? 4'b1101:
(ADDR_4MSBS == 4'b0110) ? 4'b1011:
(ADDR_4MSBS == 4'b0111) ? 4'b0111: 4'b1111;

// byte enable encode for SRAM write cycles

wire [3:0] SRAM_BW_
=({LWDRD_,A31_28}==b1_0010)
 ? LBE_[3:0] : 4'b1111;

// store the upper address LA31 - LA28

always @ (posedge CLK_50MHZ)

if (LHOLD & !ADS_ &
 (ADDR_4MSBS==4'b0010))
 A31_28[3:0] = ADDR_4MSBS[31:28];

else A31_28[3:0] = A31_28;

// local bus arbitration

always @ (posedge CLK_50MHZ)
if (LHOLD)
 LHOLDA = LHOLD;
else
 LHOLDA = 0;

always @ (posedge CLK_50MHZ)
if (!LHOLD & LBR[1])
 LBG[1] = LBR[1];
else
 LBG[1] = 0;

always @ (posedge CLK_50MHZ)
if (!LBR[1] & LBR[0])
 LBG[0] = LBR[0];
else
 LBG[0] = 0;

// State definition
parameter s0 = 4'b0000; // idle
parameter s1 = 4'b0001; // cycle start
parameter s2 = 4'b0010; // single cycle wait state
parameter s3 = 4'b0011; // single cycle last state
parameter s4 = 4'b0100; // burst cycle wait state
parameter s5 = 4'b0101; // burst cycle repeat state
parameter s6 = 4'b0110; // burst cycle last state

// SRAM address counter

always @ (posedge CLK_50MHZ)
if (!ADS_)
 SRAM_ADDR[16:2] = ADDR_IN[16:2];

else if (BLAST_ && !((currentstate == s1) &&
 LWDRD_))
 SRAM_ADDR[12:2] =
 SRAM_ADDR[12:2] +1;

else SRAM_ADDR[16:2] =
 SRAM_ADDR[16:2];

//Next state logic

always @ (ADS_ or BLAST_ or ADDR_4MSBS)
 casex (currentstate)

```

```

s0: if (!ADS_ && (ADDR_4MSBS==4'b0010))
 nextstate = s1;
 else
 nextstate = s0;

s1: if (!BLAST_)
 nextstate = s2;
 else if (BLAST_)
 nextstate = s4;
 else nextstate = s1;

s2: nextstate = s3;

s3: if (!ADS_)
 nextstate = s1;
 else
 nextstate = s0;

s4: nextstate = s5;

s5: if (BLAST_)
 nextstate = s5;
 else
 nextstate = s6;

s6: if (!ADS_)
 nextstate = s1;
 else
 nextstate = s0;

endcase

//output logic

always @ (currentstate)
 casex(currentstate)

 s0: begin
 READY_ =1;
 SRAMCS_ =1;
 SRAMOE_ =1;
 end
 s1: begin
 READY_ =1;
 SRAMCS_ =0;
 SRAMOE_ =1;
 end
 s2: begin
 READY_ =0;
 SRAMCS_ =0;
 if (LWDRD_==0)
 SRAMOE_ =0;
 else
 SRAMOE_ =1;
 end

 s3: begin
 READY_ =1;
 SRAMCS_ =1;
 SRAMOE_ =1;
 end
 s4: begin
 READY_ =0;
 SRAMCS_ =0;
 if (LWDRD_==0)
 SRAMOE_ =0;
 else
 SRAMOE_ =1;
 end
 s5: begin
 READY_ =0;
 SRAMCS_ =0;
 if (LWDRD_==0)
 SRAMOE_ =0;
 else
 SRAMOE_ =1;
 end
 s6: begin
 READY_ =1;
 SRAMCS_ =1;
 SRAMOE_ =1;
 end

 endcase

always @(posedge CLK_50MHZ)
 currentstate <= nextstate;

endmodule

```

## **6. Bill of Materials / Schematics**

The following pages contain the bill of materials and the schematics for the PCI 9054RDK-LITE circuit board.

The PCI 9054 is available in both the 225-pin PBGA and the 176-pin PQFP packages. The schematics of PCI 9054RDK-LITE only show the 176-pin PQFP chip installed on the RDK board. The signal names of the PCI 9054 in the schematics are related to C mode of PCI 9054 device.

**Table 6-1. Bill of Materials**

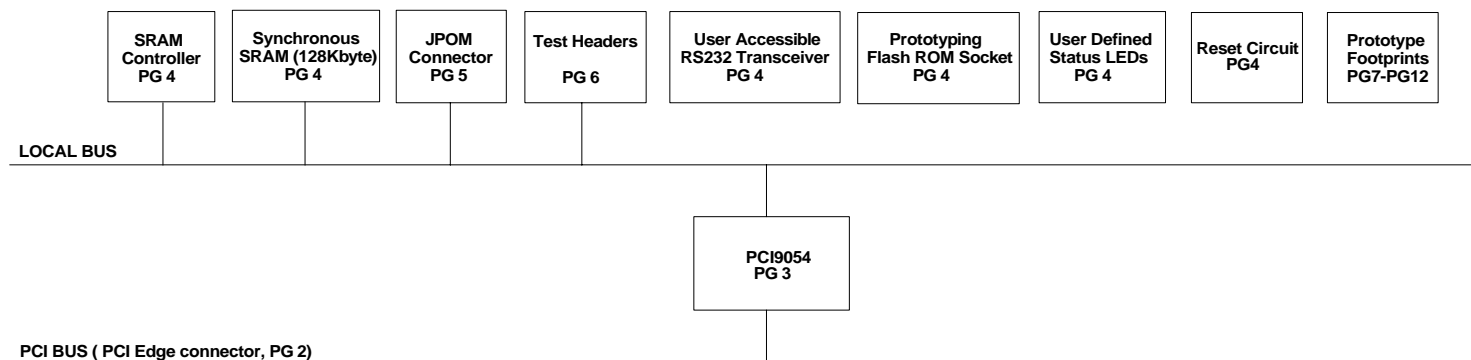
| Item No.                        | Quantity | Manufacturer      | Manufacturer's Part Number | Description                                         | Package Type                          | Source       | Component Designator(s)                     |
|---------------------------------|----------|-------------------|----------------------------|-----------------------------------------------------|---------------------------------------|--------------|---------------------------------------------|
| <b>SURFACE MOUNT COMPONENTS</b> |          |                   |                            |                                                     |                                       |              |                                             |
| 1                               | 1        | Linear Technology | LT1587CM-3.3               | IC, 3A 5V to 3.3V LDO regulator                     | SMT, M package, 3-lead plastic DD PAK | **Marshall   | U1                                          |
| 2                               | 1        | PLX               | PCI9054                    | IC, PCI I/O accelerator, 3.3V                       | PQFP-176                              | PLX          | U2                                          |
| 3                               | 1        | Cypress           | CY2305SC-1                 | IC, zero delay buffer, 3.3V, 250ps skew             | 8-pin 150-mil SOIC                    | FAI          | U5                                          |
| 4                               | 1        | Altera            | EPM7064AETC100-4           | IC, CPLD, 64 IO-pin, 4ns delay, 3.3V                | 100-pin TQFP                          | Insight      | U9                                          |
| 5                               | 1        | Maxim             | MAX214CWI                  | IC, programmable DTE/DCE RS232 transceiver, 5V      | 28-pin wide SOP                       | Digi-Key     | U7                                          |
| 6                               | 1        | Maxim             | MAX6306UK30D3-T            | IC, Reset Controller, 1ms reset                     | SOT23-5                               | Digi-Key     | U8                                          |
| 7                               | 1        | Micron Technology | MT58LC32K32B3LG-8.5        | IC, 1Mb Synchronous SRAM, 32Kx32, 8.5ns access time | 100-pin TQFP                          | Marshall     | U10                                         |
| 8                               | 4        | Hewlett Packard   | HSMG-C650                  | LED, green, SMT                                     | SMT, 1206                             | Digi-key     | D1 - D4                                     |
| 9                               | 1        | Kycon             | K20HT-E9P-N                | Connector, DB9, plug                                | SMT                                   | Digi-key     | J2                                          |
| 10                              | 1        | AMP               | 1-104655-1                 | header assembly, two row 100-pin, 50 mil pitch      | SMT                                   | Electrosonic | J3                                          |
| 11                              | 1        | Samtec            | TSM-105-01-T-DV            | Terminal strip, 2x5, 0.1"oc, PCB mounted            | SMT                                   | FAI          | JP1                                         |
| 12                              | 6        | Samtec            | TSM-110-01-T-DV            | Terminal strip, 2x10, 0.1"oc, PCB mounted           | SMT                                   | FAI          | LAH1 - LAH6                                 |
| 13                              | 1        | Samtec            | ICF-314-T-O                | Socket, 14-pin DIP, 300mil                          | SMT, 14-pin DIP                       | FAI          | U4                                          |
| 14                              | 1        | Samtec            | ICF-308-T-O                | Socket, 8-pin DIP, 300 mil, for serial EEPROM       | SMT, 8-pin DIP                        | FAI          | U6                                          |
| 15                              | 1        | AMP               | 822273-1                   | Socket, 32-pin PLCC                                 | SMT, 32-pin PLCC                      | Digi-key     | FP31                                        |
| 16                              | 1        | Omron             | B3S1002                    | Switch, Push Button                                 | SMT,                                  | Digi-key     | S1                                          |
| 17                              | 5        | Kemet             | C0805C473M5UAC             | Cap. ceramic, 0.047uF, 50V, 20%                     | SMT, 0805                             | Electrosonic | C1 - C5                                     |
| 18                              | 37       | Kemet             | C0805C103M5UAC             | Cap. ceramic, 0.01uF, 50V, 20%                      | SMT, 0805                             | Electrosonic | C6-C20,C24,C41-C45,C47-C52, C62-C65,C72-C77 |
| 19                              | 24       | Kemet             | C0805C104M5UAC             | Cap. ceramic, 0.1uF, 50V, 20%                       | SMT, 0805                             | Electrosonic | C22,C25,C28-C37,C39-C40, C58-C61,C66-C71    |
| 20                              | 1        | Kemet             | C0805C101K5XAC             | Cap. ceramic,100pF, 50V, 10%                        | SMT, 0805                             | Electrosonic | C27                                         |
| 21                              | 5        | Kemet             | ECJ-3YB1C05K               | Cap. ceramic, 1uF, 16V, 10%                         | SMT, 1206                             | Digi-Key     | C53-C57                                     |
| 22                              | 7        | Panasonic         | ECS-T1DC106R               | Cap. tantalum, 10uF, 20V, Ccase                     | SMT, Ccase                            | Newark       | C21,C23,C26,C78-C81                         |

|                                           |    |                                                                                                       |                    |                                                             |                      |                     |                                                        |
|-------------------------------------------|----|-------------------------------------------------------------------------------------------------------|--------------------|-------------------------------------------------------------|----------------------|---------------------|--------------------------------------------------------|
| 23                                        | 1  | Murata                                                                                                | NFM40P12C223       | EMI filter, 3-terminals, 0.022uF+-20%, 50VDC, 2A            | SMT, 1206            | **Avnet Electronics | CF1                                                    |
| 24                                        | 1  | Steward                                                                                               | L10805E400R        | Ferrite chip, 500mA                                         | SMT, 0805            | Digi-Key            | L1                                                     |
| 25                                        | 13 | CTS                                                                                                   | 742-08-3-103-J-BK  | Res. Network, 10K, 5%, 4R, isolated                         | SMT,Ccase            | Digi-Key            | RN1-RN13                                               |
| 26                                        | 24 | Panasonic                                                                                             | ERJ-6GEYJ0R0V      | Res. 1/10W, zero ohm, 5%                                    | SMT, 0805            | Digi-Key            | R3-R4,R8,R33,R39, R40,R42-R50,R65-R73                  |
| 27                                        | 24 | Panasonic                                                                                             | ERJ-6GEYJ103V      | Res. 1/10W, 10K, 5%                                         | SMT, 0805            | Digi-Key            | R1-R2,R5-7,R9-R10,R16-R17,R20-R23,R25-R32,R38, R41,R51 |
| 28                                        | 5  | Panasonic                                                                                             | ERJ-6GEYJ220V      | Res. 1/10W, 22 ohm, 5%                                      | SMT, 0805            | Digi-Key            | R11-R15                                                |
| 29                                        | 2  | Panasonic                                                                                             | ERJ-6GEYJ392V      | Res. 1/10W, 3.9K, 5%                                        | SMT, 0805            | Digi_key            | R24, R74                                               |
| 30                                        | 14 | Panasonic                                                                                             | ERJ-6GEYJ102V      | Res. 1/10W, 1K, 5%                                          | SMT, 0805            | Digi-Key            | R19,R52-R64                                            |
| 31                                        | 1  | Panasonic                                                                                             | ERJ-6GEYJ511V      | Res. 1/10W, 510 ohm, 5%                                     | SMT, 0805            | Digi-Key            | R18                                                    |
| 32                                        | 4  | Panasonic                                                                                             | ERJ-6GEYJ151V      | Res. 1/10W, 150 ohm, 5%                                     | SMT, 0805            | Digi-Key            | R34-R37                                                |
| <b>THROUGH-HOLE COMPONENTS</b>            |    |                                                                                                       |                    |                                                             |                      |                     |                                                        |
| 33                                        | 1  | AMP                                                                                                   | 520251-4           | Modular jack assembly, 8 position                           | RJ45, PCB mounted    | Digi-Key            | J4                                                     |
| 34                                        | 1  | Molex                                                                                                 | 87531-0001         | USB receptacle, 4 position, typeA                           | PCB mounted          | Digi-Key            | J5                                                     |
| <b>MANUALLY INSERTED COMPONENTS</b>       |    |                                                                                                       |                    |                                                             |                      |                     |                                                        |
| 35                                        | 1  | Ecliptek                                                                                              | EP1345HSPD-50.000M | OSC, 50MHz clock oscillator, 3.3V, 50ppm, 40-60% duty cycle | 8-pin half size DIP  | Ecliptek            | U3                                                     |
| 36                                        | 1  | National Semi.                                                                                        | 93CS56L            | IC, 2Kb serial EEPROM, 3.3V                                 | 8-pin DIP            | National            | U6                                                     |
| <b>MISCELLANEOUS COMPONENTS</b>           |    |                                                                                                       |                    |                                                             |                      |                     |                                                        |
| 37                                        | 1  | Velostat                                                                                              | 2100R/7X15         | 7" x 15" anti-static bag                                    |                      | FAI                 | BAG1                                                   |
| 38                                        | 2  |                                                                                                       | 492-100            | Phillips, 4-40, 1/4", PH screw (for PCB bracket)            |                      | Spaenaur            | SCREW1 SCREW2                                          |
| 39                                        | 1  |                                                                                                       | 90-0006-000-A      | 9054RDK-LITE PCB Rev 000                                    |                      |                     |                                                        |
| 40                                        | 2  | Kycon                                                                                                 | JS-1000            | Screw, Hex, Jack, 4-40                                      |                      | Kycon               |                                                        |
| 41                                        | 1  | Keystone                                                                                              | CB-1095-PLX        | PCI Bracket, with DB9 connector cut out                     |                      | Keystone            |                                                        |
| <b>PARTS THAT SHOULD NOT BE ASSEMBLED</b> |    |                                                                                                       |                    |                                                             |                      |                     |                                                        |
| 26                                        | 6  | Panasonic                                                                                             | ERJ-6GEYJ0R0V      | Res. 1/10W, zero ohm,5%                                     | SMT, 0805            | Digi-Key            | R33, R40, R43, R45, R47-48                             |
| 27                                        | 8  | Panasonic                                                                                             | ERJ-6GEYJ103V      | Res. 1/10W, 10K ohm, 5%                                     | SMT, 0805            | Digi-Key            | R1-R2, R6-R7, R22-R23,R25, R31                         |
| 30                                        | 1  | Panasonic                                                                                             | ERJ-6GEYJ102V      | Res. 1/10W, 1K, 5%                                          | SMT, 0805            | Digi-Key            | R19                                                    |
| 42                                        | 1  | Ecliptek                                                                                              | EP1345PD-50.000M   | OSC, 50MHz clock oscillator, 3.3V, 50ppm, 40-60% duty cycle | 14-pin full size DIP | Ecliptek            | U4                                                     |
| <b>Note 1:</b>                            |    | Insight: (800) 677-7716                                                                               |                    |                                                             |                      |                     |                                                        |
| <b>Note 2:</b>                            |    | Marshall Industries: 408-942-4600                                                                     |                    |                                                             |                      |                     |                                                        |
| <b>Note 3:</b>                            |    | Avnet Electronics Marketing: 408-435-3500                                                             |                    |                                                             |                      |                     |                                                        |
| <b>Note 4:</b>                            |    | Rev.1: a. #19 changed Kygon to Kycon b. #32 changed NFM2012P13C104R to NFM40P12C223 (release date XX) |                    |                                                             |                      |                     |                                                        |

PCI9054RDK-LITE BLOCK DIAGRAM

ECN HISTORY

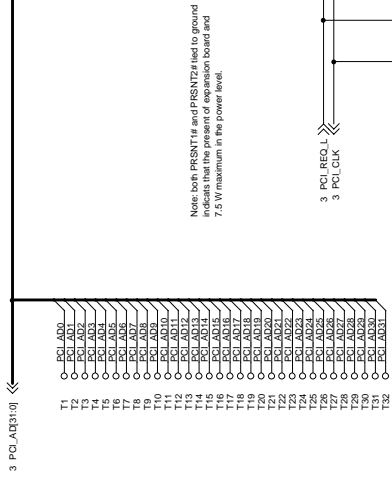
| ECN NUMBER | DATE      | NOTE                       |
|------------|-----------|----------------------------|
| 001        | 5/3/1999  | Updated BOM                |
| 002        | 5/17/1999 | Updated schematics and BOM |
|            |           |                            |



|                                                                                  |                               |       |         |
|----------------------------------------------------------------------------------|-------------------------------|-------|---------|
| PLX TECHNOLOGY, INC.<br>390 Potrero Ave., Sunnyvale, CA 94086<br>www.plxtech.com |                               |       |         |
| Title                                                                            |                               |       |         |
| Electrical Block Diagram                                                         |                               |       |         |
| Size                                                                             | Document Number               | Rev   |         |
| Custom                                                                           | PCI9054RDK-LITE               | 002   |         |
| Date:                                                                            | Wednesday, September 01, 1999 | Sheet | 1 of 13 |

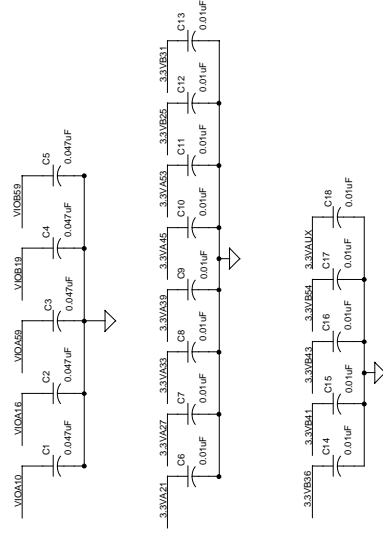


# PCI Card Edge Connector

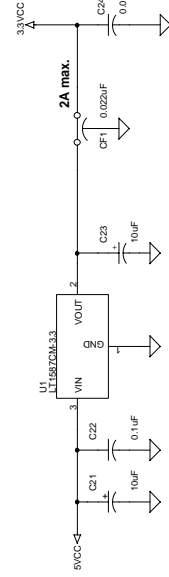


Note: Both PRSNT1# and PRSNT2# tied to ground indicates that the present expansion board and 7.5 W maximum in the power level.


## Decoupling Capacitors

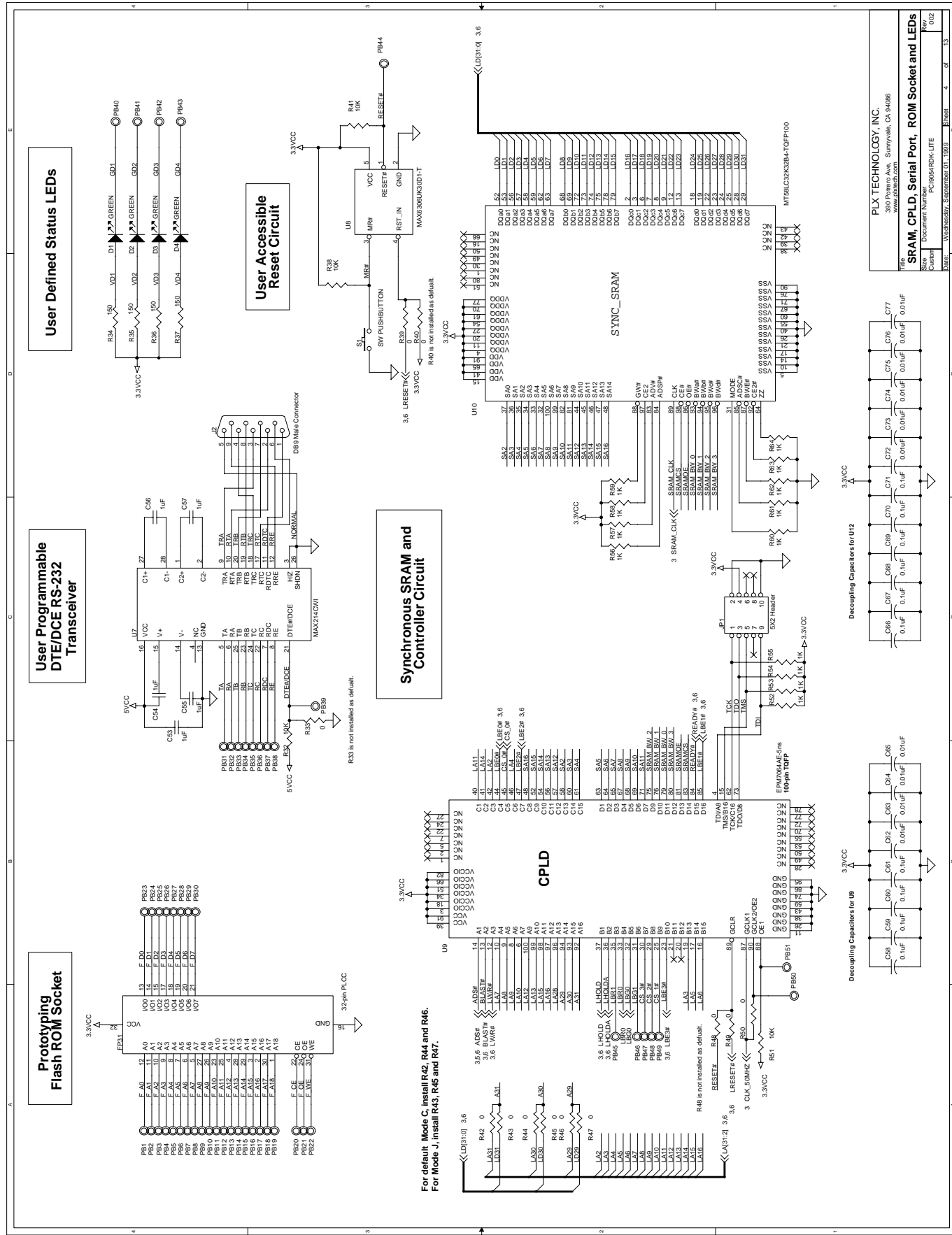


## 5V to 3.3V Voltage Conversion

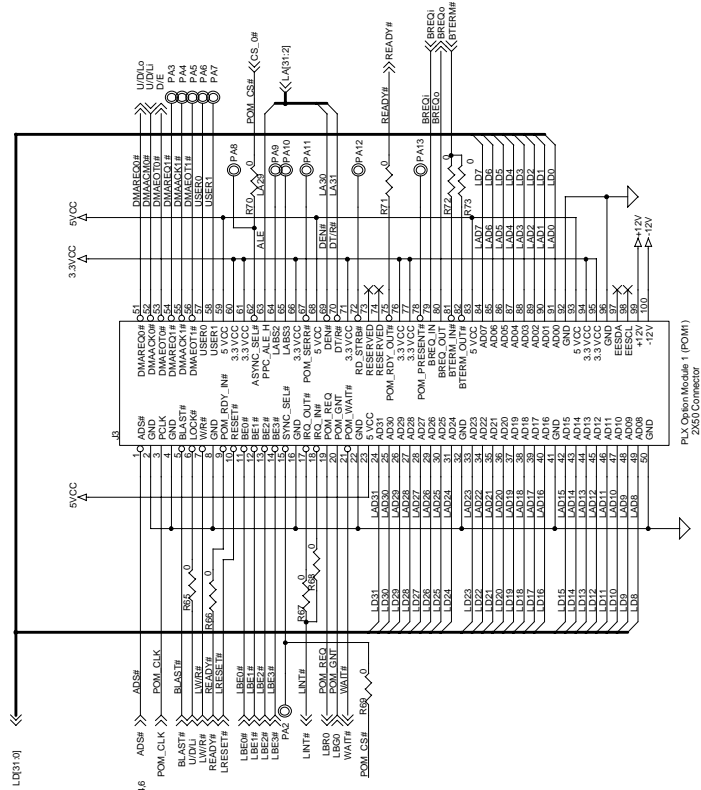


|                                        |                               |
|----------------------------------------|-------------------------------|
| PLX TECHNOLOGY, INC.                   |                               |
| 2800 Redwood Ave., Sunnyvale, CA 94086 |                               |
| PCI Card Edge Connector                |                               |
| File                                   | PCI64RDK-LITE                 |
| Size                                   | Document Number               |
| Date                                   | Wednesday, September 01, 1993 |
| Sheet                                  | 2 of 13                       |





**PLX Option Module Connector**



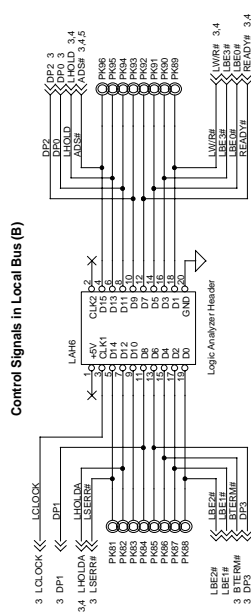
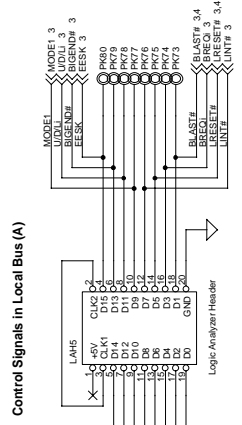
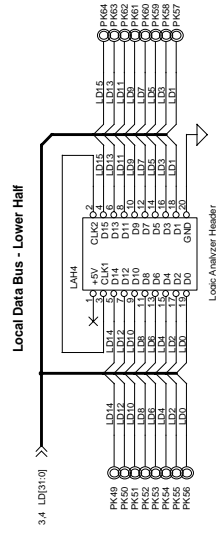
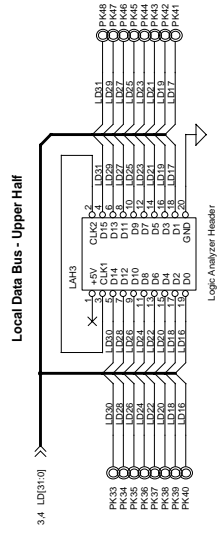
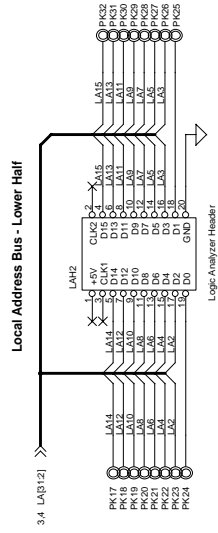
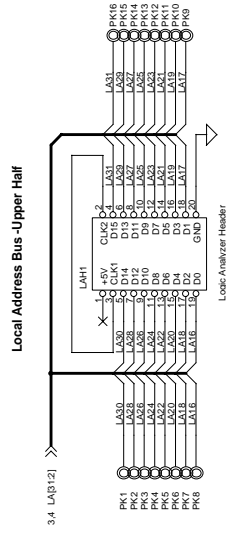
**PLX TECHNOLOGY, INC.**  
390 Potrero Ave, Sunnyvale, CA 94086

### PLX Option Module C onnector

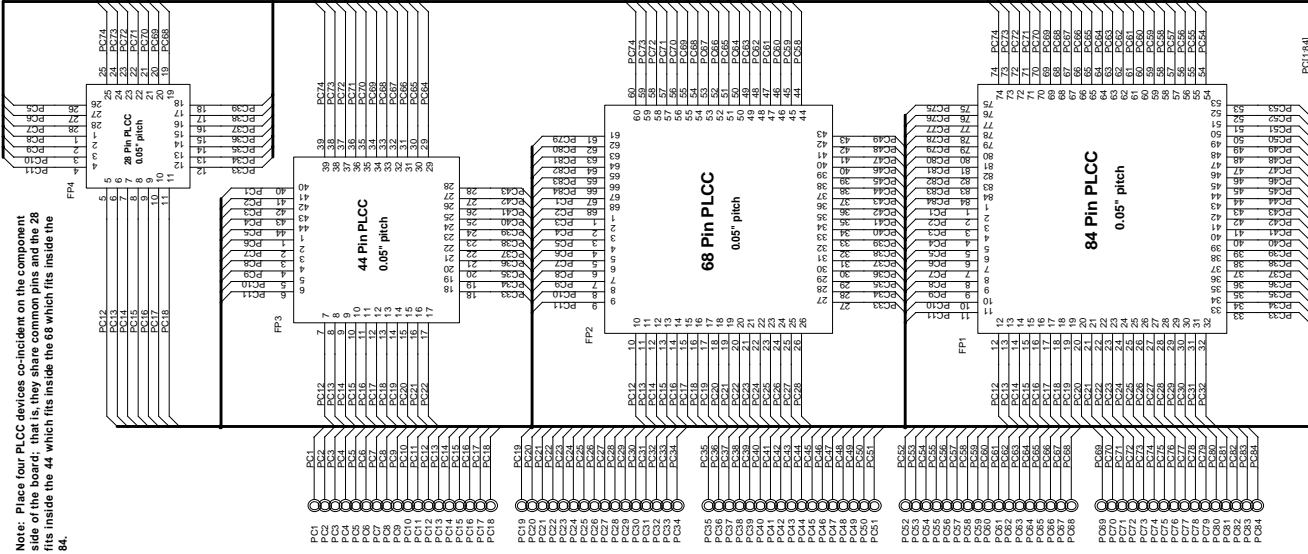
|        |                               |               |
|--------|-------------------------------|---------------|
| Size   | Document Number               | Rev           |
| Custom | PC19054RDK-LITE               | 002           |
| Date:  | Wednesday, September 01, 1999 | Sheet 5 of 13 |

## Test Headers

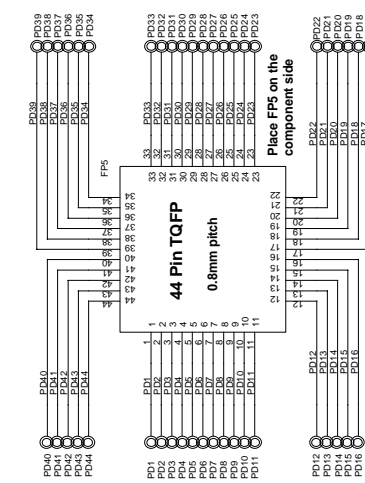
Note: these are designed to hook up directly to HP logic analyzer termination adapter 01650-63203.



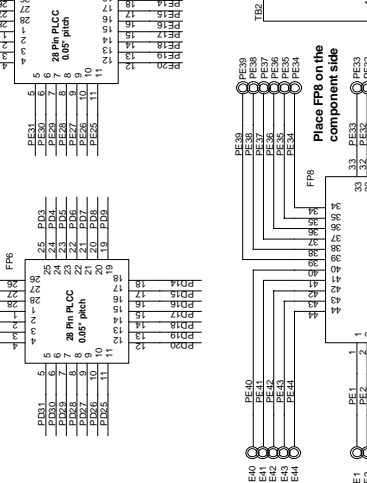
Note: Place four PLLC devices co-incident on the component side of the board; that is, they share common pins and the 28 fits inside the 44 which fits inside the 68 which fits inside the 84.



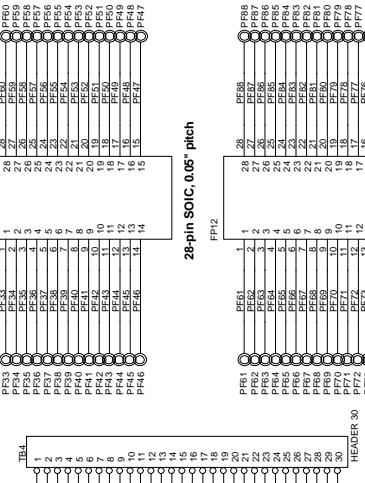
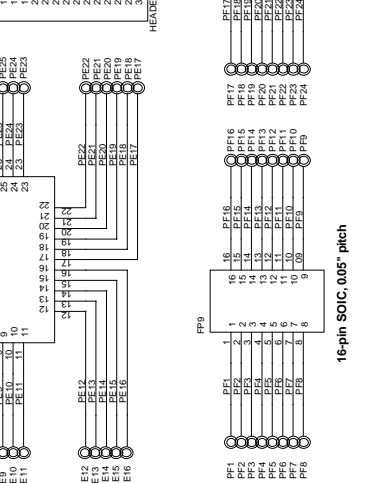
## Prototyping Footprint A



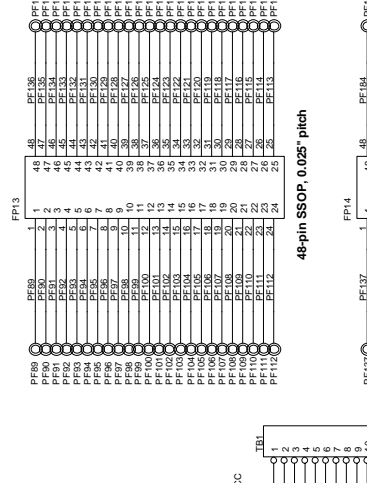
## Prototyping Footprint A



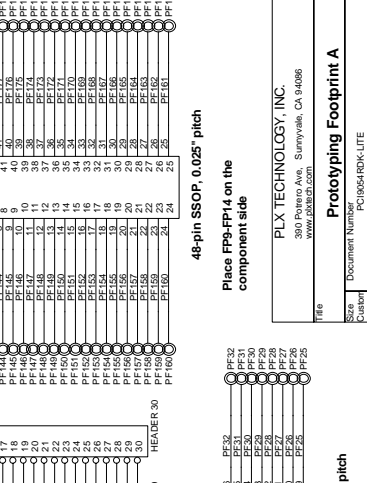
## Prototyping Footprint A



## Prototyping Footprint A




## Prototyping Footprint A




## Prototyping Footprint A



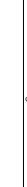
## Prototyping Footprint A




## Prototyping Footprint A



## Prototyping Footprint A



## Prototyping Footprint A




## Prototyping Footprint A



## Prototyping Footprint A



## Prototyping Footprint A



# Prototyping Footprint B

| FP15 | 1 | 2 | 3 | 4 | 5 | 6 | 7 | 8 | 9 | 10 | 11 | 12 | 13 | 14 | 15 | 16 | 17 | 18 | 19 | 20 | 21 | 22 | 23 | 24 | 25 | 26 | 27 | 28 | 29 | 30 | 31 | 32 | 33 | 34 | 35 | 36 | 37 | 38 | 39 | 40 | 41 | 42 | 43 | 44 | 45 | 46 | 47 | 48 | 49 | 50 | 51 | 52 | 53 | 54 | 55 | 56 | 57 | 58 | 59 | 60 | 61 | 62 | 63 | 64 | 65 | 66 | 67 | 68 | 69 | 70 | 71 | 72 | 73 | 74 | 75 | 76 | 77 | 78 | 79 | 80 | 81 | 82 | 83 | 84 | 85 | 86 | 87 | 88 | 89 | 90 | 91 | 92 | 93 | 94 | 95 | 96 | 97 | 98 | 99 | 100 | 101 | 102 | 103 | 104 | 105 | 106 | 107 | 108 | 109 | 110 | 111 | 112 | 113 | 114 | 115 | 116 | 117 | 118 | 119 | 120 | 121 | 122 | 123 | 124 | 125 | 126 | 127 | 128 | 129 | 130 | 131 | 132 | 133 | 134 | 135 | 136 | 137 | 138 | 139 | 140 | 141 | 142 | 143 | 144 | 145 | 146 | 147 | 148 | 149 | 150 | 151 | 152 | 153 | 154 | 155 | 156 | 157 | 158 | 159 | 160 | 161 | 162 | 163 | 164 | 165 | 166 | 167 | 168 | 169 | 170 | 171 | 172 | 173 | 174 | 175 | 176 | 177 | 178 | 179 | 180 | 181 | 182 | 183 | 184 | 185 | 186 | 187 | 188 | 189 | 190 | 191 | 192 | 193 | 194 | 195 | 196 | 197 | 198 | 199 | 200 | 201 | 202 | 203 | 204 | 205 | 206 | 207 | 208 | 209 | 210 | 211 | 212 | 213 | 214 | 215 | 216 | 217 | 218 | 219 | 220 | 221 | 222 | 223 | 224 | 225 | 226 | 227 | 228 | 229 | 230 | 231 | 232 | 233 | 234 | 235 | 236 | 237 | 238 | 239 | 240 | 241 | 242 | 243 | 244 | 245 | 246 | 247 | 248 | 249 | 250 | 251 | 252 | 253 | 254 | 255 | 256 | 257 | 258 | 259 | 260 | 261 | 262 | 263 | 264 | 265 | 266 | 267 | 268 | 269 | 270 | 271 | 272 | 273 | 274 | 275 | 276 | 277 | 278 | 279 | 280 | 281 | 282 | 283 | 284 | 285 | 286 | 287 | 288 | 289 | 290 | 291 | 292 | 293 | 294 | 295 | 296 | 297 | 298 | 299 | 300 | 301 | 302 | 303 | 304 | 305 | 306 | 307 | 308 | 309 | 310 | 311 | 312 | 313 | 314 | 315 | 316 | 317 | 318 | 319 | 320 | 321 | 322 | 323 | 324 | 325 | 326 | 327 | 328 | 329 | 330 | 331 | 332 | 333 | 334 | 335 | 336 | 337 | 338 | 339 | 340 | 341 | 342 | 343 | 344 | 345 | 346 | 347 | 348 | 349 | 350 | 351 | 352 | 353 | 354 | 355 | 356 | 357 | 358 | 359 | 360 | 361 | 362 | 363 | 364 | 365 | 366 | 367 | 368 | 369 | 370 | 371 | 372 | 373 | 374 | 375 | 376 | 377 | 378 | 379 | 380 | 381 | 382 | 383 | 384 | 385 | 386 | 387 | 388 | 389 | 390 | 391 | 392 | 393 | 394 | 395 | 396 | 397 | 398 | 399 | 400 | 401 | 402 | 403 | 404 | 405 | 406 | 407 | 408 | 409 | 410 | 411 | 412 | 413 | 414 | 415 | 416 | 417 | 418 | 419 | 420 | 421 | 422 | 423 | 424 | 425 | 426 | 427 | 428 | 429 | 430 | 431 | 432 | 433 | 434 | 435 | 436 | 437 | 438 | 439 | 440 | 441 | 442 | 443 | 444 | 445 | 446 | 447 | 448 | 449 | 450 | 451 | 452 | 453 | 454 | 455 | 456 | 457 | 458 | 459 | 460 | 461 | 462 | 463 | 464 | 465 | 466 | 467 | 468 | 469 | 470 | 471 | 472 | 473 | 474 | 475 | 476 | 477 | 478 | 479 | 480 | 481 | 482 | 483 | 484 | 485 | 486 | 487 | 488 | 489 | 490 | 491 | 492 | 493 | 494 | 495 | 496 | 497 | 498 | 499 | 500 | 501 | 502 | 503 | 504 | 505 | 506 | 507 | 508 | 509 | 510 | 511 | 512 | 513 | 514 | 515 | 516 | 517 | 518 | 519 | 520 | 521 | 522 | 523 | 524 | 525 | 526 | 527 | 528 | 529 | 530 | 531 | 532 | 533 | 534 | 535 | 536 | 537 | 538 | 539 | 540 | 541 | 542 | 543 | 544 | 545 | 546 | 547 | 548 | 549 | 550 | 551 | 552 | 553 | 554 | 555 | 556 | 557 | 558 | 559 | 560 | 561 | 562 | 563 | 564 | 565 | 566 | 567 | 568 | 569 | 570 | 571 | 572 | 573 | 574 | 575 | 576 | 577 | 578 | 579 | 580 | 581 | 582 | 583 | 584 | 585 | 586 | 587 | 588 | 589 | 590 | 591 | 592 | 593 | 594 | 595 | 596 | 597 | 598 | 599 | 600 | 601 | 602 | 603 | 604 | 605 | 606 | 607 | 608 | 609 | 610 | 611 | 612 | 613 | 614 | 615 | 616 | 617 | 618 | 619 | 620 | 621 | 622 | 623 | 624 | 625 | 626 | 627 | 628 | 629 | 630 | 631 | 632 | 633 | 634 | 635 | 636 | 637 | 638 | 639 | 640 | 641 | 642 | 643 | 644 | 645 | 646 | 647 | 648 | 649 | 650 | 651 | 652 | 653 | 654 | 655 | 656 | 657 | 658 | 659 | 660 | 661 | 662 | 663 | 664 | 665 | 666 | 667 | 668 | 669 | 670 | 671 | 672 | 673 | 674 | 675 | 676 | 677 | 678 | 679 | 680 | 681 | 682 | 683 | 684 | 685 | 686 | 687 | 688 | 689 | 690 | 691 | 692 | 693 | 694 | 695 | 696 | 697 | 698 | 699 | 700 | 701 | 702 | 703 | 704 | 705 | 706 | 707 | 708 | 709 | 710 | 711 | 712 | 713 | 714 | 715 | 716 | 717 | 718 | 719 | 720 | 721 | 722 | 723 | 724 | 725 | 726 | 727 | 728 | 729 | 730 | 731 | 732 | 733 | 734 | 735 | 736 | 737 | 738 | 739 | 740 | 741 | 742 | 743 | 744 | 745 | 746 | 747 | 748 | 749 | 750 | 751 | 752 | 753 | 754 | 755 | 756 | 757 | 758 | 759 | 760 | 761 | 762 | 763 | 764 | 765 | 766 | 767 | 768 | 769 | 770 | 771 | 772 | 773 | 774 | 775 | 776 | 777 | 778 | 779 | 780 | 781 | 782 | 783 | 784 | 785 | 786 | 787 | 788 | 789 | 790 | 791 | 792 | 793 | 794 | 795 | 796 | 797 | 798 | 799 | 800 | 801 | 802 | 803 | 804 | 805 | 806 | 807 | 808 | 809 | 810 | 811 | 812 | 813 | 814 | 815 | 816 | 817 | 818 | 819 | 820 | 821 | 822 | 823 | 824 | 825 | 826 | 827 | 828 | 829 | 830 | 831 | 832 | 833 | 834 | 835 | 836 | 837 | 838 | 839 | 840 | 841 | 842 | 843 | 844 | 845 | 846 | 847 | 848 | 849 | 850 | 851 | 852 | 853 | 854 | 855 | 856 | 857 | 858 | 859 | 860 | 861 | 862 | 863 | 864 | 865 | 866 | 867 | 868 | 869 | 870 | 871 | 872 | 873 | 874 | 875 | 876 | 877 | 878 | 879 | 880 | 881 | 882 | 883 | 884 | 885 | 886 | 887 | 888 | 889 | 890 | 891 | 892 | 893 | 894 | 895 | 896 | 897 | 898 | 899 | 900 | 901 | 902 | 903 | 904 | 905 | 906 | 907 | 908 | 909 | 910 | 911 | 912 | 913 | 914 | 915 | 916 | 917 | 918 | 919 | 920 | 921 | 922 | 923 | 924 | 925 | 926 | 927 | 928 | 929 | 930 | 931 | 932 | 933 | 934 | 935 | 936 | 937 | 938 | 939 | 940 | 941 | 942 | 943 | 944 | 945 | 946 | 947 | 948 | 949 | 950 | 951 | 952 | 953 | 954 | 955 | 956 | 957 | 958 | 959 | 960 | 961 | 962 | 963 | 964 | 965 | 966 | 967 | 968 | 969 | 970 | 971 | 972 | 973 | 974 | 975 | 976 | 977 | 978 | 979 | 980 | 981 | 982 | 983 | 984 | 985 | 986 | 987 | 988 | 989 | 990 | 991 | 992 | 993 | 994 | 995 | 996 | 997 | 998 | 999 | 1000 | 1001 | 1002 | 1003 | 1004 | 1005 | 1006 | 1007 | 1008 | 1009 | 1010 | 1011 | 1012 | 1013 | 1014 | 1015 | 1016 | 1017 | 1018 | 1019 | 1020 | 1021 | 1022 | 1023 | 1024 | 1025 | 1026 | 1027 | 1028 | 1029 | 1030 | 1031 | 1032 | 1033 | 1034 | 1035 | 1036 | 1037 | 1038 | 1039 | 1040 | 1041 | 1042 | 1043 | 1044 | 1045 | 1046 | 1047 | 1048 | 1049 | 1050 | 1051 | 1052 | 1053 | 1054 | 1055 | 1056 | 1057 | 1058 | 1059 | 1060 | 1061 | 1062 | 1063 | 1064 | 1065 | 1066 | 1067 | 1068 | 1069 | 1070 | 1071 | 1072 | 1073 | 1074 | 1075 | 1076 | 1077 | 1078 | 1079 | 1080 | 1081 | 1082 | 1083 | 1084 | 1085 | 1086 | 1087 | 1088 | 1089 | 1090 | 1091 | 1092 | 1093 | 1094 | 1095 | 1096 | 1097 | 1098 | 1099 | 1100 | 1101 | 1102 | 1103 | 1104 | 1105 | 1106 | 1107 | 1108 | 1109 | 1110 | 1111 | 1112 | 1113 | 1114 | 1115 | 1116 | 1117 | 1118 | 1119 | 1120 | 1121 | 1122 | 1123 | 1124 | 1125 | 1126 | 1127 | 1128 | 1129 | 1130 | 1131 | 1132 | 1133 | 1134 | 1135 | 1136 | 1137 | 1138 | 1139 | 1140 | 1141 | 1142 | 1143 | 1144 | 1145 | 1146 | 1147 | 1148 | 1149 | 1150 | 1151 | 1152 | 1153 | 1154 | 1155 | 1156 | 1157 | 1158 | 1159 | 1160 | 1161 | 1162 | 1163 | 1164 | 1165 | 1166 | 1167 | 1168 | 1169 | 1170 | 1171 | 1172 | 1173 | 1174 | 1175 | 1176 | 1177 | 1178 | 1179 | 1180 | 1181 | 1182 | 1183 | 1184 | 1185 | 1186 | 1187 | 1188 | 1189 | 1190 | 1191 | 1192 | 1193 | 1194 | 1195 | 1196 | 1197 | 1198 | 1199 | 1200 | 1201 | 1202 | 1203 | 1204 | 1205 | 1206 | 1207 | 1208 | 1209 | 1210 | 1211 | 1212 | 1213 | 1214 | 1215 | 1216 | 1217 | 1218 | 1219 | 1220 | 1221 | 1222 | 1223 | 1224 | 1225 | 1226 | 1227 | 1228 | 1229 | 1230 | 1231 | 1232 | 1233 | 1234 | 1235 | 1236 | 1237 | 1238 | 1239 | 1240 | 1241 | 1242 | 1243 | 1244 | 1245 | 1246 | 1247 | 1248 | 1249 | 1250 | 1251 | 1252 | 1253 | 1254 | 1255 | 1256 | 1257 | 1258 | 1259 | 1260 | 1261 | 1262 | 1263 | 1264 | 1265 | 1266 | 1267 | 1268 | 1269 | 1270 | 1271 | 1272 | 1273 | 1274 | 1275 | 1276 | 1277 | 1278 | 1279 | 1280 | 1281 | 1282 | 1283 | 1284 | 1285 | 1286 | 1287 | 1288 | 1289 | 1290 | 1291 | 1292 | 1293 | 1294 | 1295 | 1296 | 1297 | 1298 | 1299 | 1300 | 1301 | 1302 | 1303 | 1304 | 1305 | 1306 | 1307 | 1308 | 1309 | 1310 | 1311 | 1312 | 1313 | 1314 | 1315 | 1316 | 1317 | 1318 | 1319 | 1320 | 1321 | 1322 | 1323 | 1324 | 1325 | 1326 | 1327 | 1328 | 1329 | 1330 | 1331 | 1332 | 1333 | 1334 | 1335 | 1336 | 1337 | 1338 | 1339 | 1340 | 1341 | 1342 | 1343 | 1344 | 1345 | 1346 | 1347 | 1348 | 1349 | 1350 | 1351 | 1352 | 1353 | 1354 | 1355 | 1356 | 1357 | 1358 | 1359 | 1360 | 1361 | 1362 | 1363 | 1364 | 1365 | 1366 | 1367 | 1368 | 1369 | 1370 | 1371 | 1372 | 1373 | 1374 | 1375 | 1376 | 1377 | 1378 | 1379 | 1380 | 1381 | 1382 | 1383 | 1384 | 1385 | 1386 | 1387 | 1388 | 1389 | 1390 | 1391 | 1392 | 1393 | 1394 | 1395 | 1396 | 1397 | 1398 | 1399 | 1400 | 1401 | 1402 | 1403 | 1404 | 1405 | 1406 | 1407 | 1408 | 1409 | 1410 | 1411 | 1412 | 1413 | 1414 | 1415 | 1416 | 1417 | 1418 | 1419 | 1420 | 1421 | 1422 | 1423 | 1424 | 1425 | 1426 | 1427 | 1428 | 1429 | 1430 | 1431 | 1432 | 1433 | 1434 | 1435 | 1436 | 1437 | 1438 | 1439 | 1440 | 1441 | 1442 | 1443 | 1444 | 1445 | 1446 | 1447 | 1448 | 1449 | 1450 | 1451 | 1452 | 1453 | 1454 | 1455 | 1456 | 1457 | 1458 | 1459 | 1460 | 1461 | 1462 | 1463 | 1464 | 1465 | 1466 | 1467 | 1468 | 1469 | 1470 | 1471 | 1472 | 1473 | 1474 | 1475 | 1476 | 1477 | 1478 | 1479 | 1480 | 1481 | 1482 | 1483 | 1484 | 1485 | 1486 | 1487 | 1488 | 148 |
|------|---|---|---|---|---|---|---|---|---|----|----|----|----|----|----|----|----|----|----|----|----|----|----|----|----|----|----|----|----|----|----|----|----|----|----|----|----|----|----|----|----|----|----|----|----|----|----|----|----|----|----|----|----|----|----|----|----|----|----|----|----|----|----|----|----|----|----|----|----|----|----|----|----|----|----|----|----|----|----|----|----|----|----|----|----|----|----|----|----|----|----|----|----|----|----|----|----|----|----|-----|-----|-----|-----|-----|-----|-----|-----|-----|-----|-----|-----|-----|-----|-----|-----|-----|-----|-----|-----|-----|-----|-----|-----|-----|-----|-----|-----|-----|-----|-----|-----|-----|-----|-----|-----|-----|-----|-----|-----|-----|-----|-----|-----|-----|-----|-----|-----|-----|-----|-----|-----|-----|-----|-----|-----|-----|-----|-----|-----|-----|-----|-----|-----|-----|-----|-----|-----|-----|-----|-----|-----|-----|-----|-----|-----|-----|-----|-----|-----|-----|-----|-----|-----|-----|-----|-----|-----|-----|-----|-----|-----|-----|-----|-----|-----|-----|-----|-----|-----|-----|-----|-----|-----|-----|-----|-----|-----|-----|-----|-----|-----|-----|-----|-----|-----|-----|-----|-----|-----|-----|-----|-----|-----|-----|-----|-----|-----|-----|-----|-----|-----|-----|-----|-----|-----|-----|-----|-----|-----|-----|-----|-----|-----|-----|-----|-----|-----|-----|-----|-----|-----|-----|-----|-----|-----|-----|-----|-----|-----|-----|-----|-----|-----|-----|-----|-----|-----|-----|-----|-----|-----|-----|-----|-----|-----|-----|-----|-----|-----|-----|-----|-----|-----|-----|-----|-----|-----|-----|-----|-----|-----|-----|-----|-----|-----|-----|-----|-----|-----|-----|-----|-----|-----|-----|-----|-----|-----|-----|-----|-----|-----|-----|-----|-----|-----|-----|-----|-----|-----|-----|-----|-----|-----|-----|-----|-----|-----|-----|-----|-----|-----|-----|-----|-----|-----|-----|-----|-----|-----|-----|-----|-----|-----|-----|-----|-----|-----|-----|-----|-----|-----|-----|-----|-----|-----|-----|-----|-----|-----|-----|-----|-----|-----|-----|-----|-----|-----|-----|-----|-----|-----|-----|-----|-----|-----|-----|-----|-----|-----|-----|-----|-----|-----|-----|-----|-----|-----|-----|-----|-----|-----|-----|-----|-----|-----|-----|-----|-----|-----|-----|-----|-----|-----|-----|-----|-----|-----|-----|-----|-----|-----|-----|-----|-----|-----|-----|-----|-----|-----|-----|-----|-----|-----|-----|-----|-----|-----|-----|-----|-----|-----|-----|-----|-----|-----|-----|-----|-----|-----|-----|-----|-----|-----|-----|-----|-----|-----|-----|-----|-----|-----|-----|-----|-----|-----|-----|-----|-----|-----|-----|-----|-----|-----|-----|-----|-----|-----|-----|-----|-----|-----|-----|-----|-----|-----|-----|-----|-----|-----|-----|-----|-----|-----|-----|-----|-----|-----|-----|-----|-----|-----|-----|-----|-----|-----|-----|-----|-----|-----|-----|-----|-----|-----|-----|-----|-----|-----|-----|-----|-----|-----|-----|-----|-----|-----|-----|-----|-----|-----|-----|-----|-----|-----|-----|-----|-----|-----|-----|-----|-----|-----|-----|-----|-----|-----|-----|-----|-----|-----|-----|-----|-----|-----|-----|-----|-----|-----|-----|-----|-----|-----|-----|-----|-----|-----|-----|-----|-----|-----|-----|-----|-----|-----|-----|-----|-----|-----|-----|-----|-----|-----|-----|-----|-----|-----|-----|-----|-----|-----|-----|-----|-----|-----|-----|-----|-----|-----|-----|-----|-----|-----|-----|-----|-----|-----|-----|-----|-----|-----|-----|-----|-----|-----|-----|-----|-----|-----|-----|-----|-----|-----|-----|-----|-----|-----|-----|-----|-----|-----|-----|-----|-----|-----|-----|-----|-----|-----|-----|-----|-----|-----|-----|-----|-----|-----|-----|-----|-----|-----|-----|-----|-----|-----|-----|-----|-----|-----|-----|-----|-----|-----|-----|-----|-----|-----|-----|-----|-----|-----|-----|-----|-----|-----|-----|-----|-----|-----|-----|-----|-----|-----|-----|-----|-----|-----|-----|-----|-----|-----|-----|-----|-----|-----|-----|-----|-----|-----|-----|-----|-----|-----|-----|-----|-----|-----|-----|-----|-----|-----|-----|-----|-----|-----|-----|-----|-----|-----|-----|-----|-----|-----|-----|-----|-----|-----|-----|-----|-----|-----|-----|-----|-----|-----|-----|-----|-----|-----|-----|-----|-----|-----|-----|-----|-----|-----|-----|-----|-----|-----|-----|-----|-----|-----|-----|-----|-----|-----|-----|-----|-----|-----|-----|-----|-----|-----|-----|-----|-----|-----|-----|-----|-----|-----|-----|-----|-----|-----|-----|-----|-----|-----|-----|-----|-----|-----|-----|-----|-----|-----|-----|-----|-----|-----|-----|-----|-----|-----|-----|-----|-----|-----|-----|-----|-----|-----|-----|-----|-----|-----|-----|-----|-----|-----|-----|-----|-----|-----|-----|-----|-----|-----|-----|-----|-----|-----|-----|-----|-----|-----|-----|-----|-----|-----|-----|-----|-----|-----|-----|-----|-----|-----|-----|-----|-----|-----|-----|-----|-----|-----|-----|-----|-----|-----|-----|-----|-----|-----|-----|-----|-----|-----|-----|-----|-----|-----|-----|-----|-----|-----|-----|-----|-----|-----|-----|-----|-----|-----|-----|-----|-----|-----|-----|-----|-----|-----|-----|-----|-----|-----|-----|-----|-----|-----|-----|-----|-----|-----|-----|-----|-----|-----|-----|-----|-----|-----|-----|-----|-----|-----|-----|-----|-----|-----|-----|-----|-----|-----|-----|-----|-----|-----|-----|-----|-----|-----|-----|-----|-----|-----|-----|-----|-----|-----|-----|-----|-----|-----|-----|-----|-----|-----|-----|-----|-----|-----|-----|-----|-----|-----|-----|-----|-----|-----|-----|-----|-----|-----|-----|-----|-----|-----|-----|-----|-----|-----|-----|-----|-----|-----|-----|-----|-----|-----|-----|-----|-----|-----|-----|-----|-----|-----|-----|-----|-----|-----|-----|-----|-----|-----|-----|-----|-----|-----|-----|-----|-----|-----|-----|-----|-----|-----|-----|-----|-----|-----|-----|-----|-----|-----|------|------|------|------|------|------|------|------|------|------|------|------|------|------|------|------|------|------|------|------|------|------|------|------|------|------|------|------|------|------|------|------|------|------|------|------|------|------|------|------|------|------|------|------|------|------|------|------|------|------|------|------|------|------|------|------|------|------|------|------|------|------|------|------|------|------|------|------|------|------|------|------|------|------|------|------|------|------|------|------|------|------|------|------|------|------|------|------|------|------|------|------|------|------|------|------|------|------|------|------|------|------|------|------|------|------|------|------|------|------|------|------|------|------|------|------|------|------|------|------|------|------|------|------|------|------|------|------|------|------|------|------|------|------|------|------|------|------|------|------|------|------|------|------|------|------|------|------|------|------|------|------|------|------|------|------|------|------|------|------|------|------|------|------|------|------|------|------|------|------|------|------|------|------|------|------|------|------|------|------|------|------|------|------|------|------|------|------|------|------|------|------|------|------|------|------|------|------|------|------|------|------|------|------|------|------|------|------|------|------|------|------|------|------|------|------|------|------|------|------|------|------|------|------|------|------|------|------|------|------|------|------|------|------|------|------|------|------|------|------|------|------|------|------|------|------|------|------|------|------|------|------|------|------|------|------|------|------|------|------|------|------|------|------|------|------|------|------|------|------|------|------|------|------|------|------|------|------|------|------|------|------|------|------|------|------|------|------|------|------|------|------|------|------|------|------|------|------|------|------|------|------|------|------|------|------|------|------|------|------|------|------|------|------|------|------|------|------|------|------|------|------|------|------|------|------|------|------|------|------|------|------|------|------|------|------|------|------|------|------|------|------|------|------|------|------|------|------|------|------|------|------|------|------|------|------|------|------|------|------|------|------|------|------|------|------|------|------|------|------|------|------|------|------|------|------|------|------|------|------|------|------|------|------|------|------|------|------|------|------|------|------|------|------|------|------|------|------|------|------|------|------|------|------|------|------|------|------|------|------|------|------|------|------|------|------|------|------|------|------|------|------|------|------|------|------|------|------|------|------|------|------|------|------|------|------|------|------|------|------|------|------|------|------|------|------|------|------|------|------|------|------|------|------|------|------|------|------|------|------|------|------|------|------|------|------|------|------|------|------|------|------|------|------|------|------|------|------|------|------|------|------|------|------|------|------|------|------|------|-----|
|------|---|---|---|---|---|---|---|---|---|----|----|----|----|----|----|----|----|----|----|----|----|----|----|----|----|----|----|----|----|----|----|----|----|----|----|----|----|----|----|----|----|----|----|----|----|----|----|----|----|----|----|----|----|----|----|----|----|----|----|----|----|----|----|----|----|----|----|----|----|----|----|----|----|----|----|----|----|----|----|----|----|----|----|----|----|----|----|----|----|----|----|----|----|----|----|----|----|----|----|-----|-----|-----|-----|-----|-----|-----|-----|-----|-----|-----|-----|-----|-----|-----|-----|-----|-----|-----|-----|-----|-----|-----|-----|-----|-----|-----|-----|-----|-----|-----|-----|-----|-----|-----|-----|-----|-----|-----|-----|-----|-----|-----|-----|-----|-----|-----|-----|-----|-----|-----|-----|-----|-----|-----|-----|-----|-----|-----|-----|-----|-----|-----|-----|-----|-----|-----|-----|-----|-----|-----|-----|-----|-----|-----|-----|-----|-----|-----|-----|-----|-----|-----|-----|-----|-----|-----|-----|-----|-----|-----|-----|-----|-----|-----|-----|-----|-----|-----|-----|-----|-----|-----|-----|-----|-----|-----|-----|-----|-----|-----|-----|-----|-----|-----|-----|-----|-----|-----|-----|-----|-----|-----|-----|-----|-----|-----|-----|-----|-----|-----|-----|-----|-----|-----|-----|-----|-----|-----|-----|-----|-----|-----|-----|-----|-----|-----|-----|-----|-----|-----|-----|-----|-----|-----|-----|-----|-----|-----|-----|-----|-----|-----|-----|-----|-----|-----|-----|-----|-----|-----|-----|-----|-----|-----|-----|-----|-----|-----|-----|-----|-----|-----|-----|-----|-----|-----|-----|-----|-----|-----|-----|-----|-----|-----|-----|-----|-----|-----|-----|-----|-----|-----|-----|-----|-----|-----|-----|-----|-----|-----|-----|-----|-----|-----|-----|-----|-----|-----|-----|-----|-----|-----|-----|-----|-----|-----|-----|-----|-----|-----|-----|-----|-----|-----|-----|-----|-----|-----|-----|-----|-----|-----|-----|-----|-----|-----|-----|-----|-----|-----|-----|-----|-----|-----|-----|-----|-----|-----|-----|-----|-----|-----|-----|-----|-----|-----|-----|-----|-----|-----|-----|-----|-----|-----|-----|-----|-----|-----|-----|-----|-----|-----|-----|-----|-----|-----|-----|-----|-----|-----|-----|-----|-----|-----|-----|-----|-----|-----|-----|-----|-----|-----|-----|-----|-----|-----|-----|-----|-----|-----|-----|-----|-----|-----|-----|-----|-----|-----|-----|-----|-----|-----|-----|-----|-----|-----|-----|-----|-----|-----|-----|-----|-----|-----|-----|-----|-----|-----|-----|-----|-----|-----|-----|-----|-----|-----|-----|-----|-----|-----|-----|-----|-----|-----|-----|-----|-----|-----|-----|-----|-----|-----|-----|-----|-----|-----|-----|-----|-----|-----|-----|-----|-----|-----|-----|-----|-----|-----|-----|-----|-----|-----|-----|-----|-----|-----|-----|-----|-----|-----|-----|-----|-----|-----|-----|-----|-----|-----|-----|-----|-----|-----|-----|-----|-----|-----|-----|-----|-----|-----|-----|-----|-----|-----|-----|-----|-----|-----|-----|-----|-----|-----|-----|-----|-----|-----|-----|-----|-----|-----|-----|-----|-----|-----|-----|-----|-----|-----|-----|-----|-----|-----|-----|-----|-----|-----|-----|-----|-----|-----|-----|-----|-----|-----|-----|-----|-----|-----|-----|-----|-----|-----|-----|-----|-----|-----|-----|-----|-----|-----|-----|-----|-----|-----|-----|-----|-----|-----|-----|-----|-----|-----|-----|-----|-----|-----|-----|-----|-----|-----|-----|-----|-----|-----|-----|-----|-----|-----|-----|-----|-----|-----|-----|-----|-----|-----|-----|-----|-----|-----|-----|-----|-----|-----|-----|-----|-----|-----|-----|-----|-----|-----|-----|-----|-----|-----|-----|-----|-----|-----|-----|-----|-----|-----|-----|-----|-----|-----|-----|-----|-----|-----|-----|-----|-----|-----|-----|-----|-----|-----|-----|-----|-----|-----|-----|-----|-----|-----|-----|-----|-----|-----|-----|-----|-----|-----|-----|-----|-----|-----|-----|-----|-----|-----|-----|-----|-----|-----|-----|-----|-----|-----|-----|-----|-----|-----|-----|-----|-----|-----|-----|-----|-----|-----|-----|-----|-----|-----|-----|-----|-----|-----|-----|-----|-----|-----|-----|-----|-----|-----|-----|-----|-----|-----|-----|-----|-----|-----|-----|-----|-----|-----|-----|-----|-----|-----|-----|-----|-----|-----|-----|-----|-----|-----|-----|-----|-----|-----|-----|-----|-----|-----|-----|-----|-----|-----|-----|-----|-----|-----|-----|-----|-----|-----|-----|-----|-----|-----|-----|-----|-----|-----|-----|-----|-----|-----|-----|-----|-----|-----|-----|-----|-----|-----|-----|-----|-----|-----|-----|-----|-----|-----|-----|-----|-----|-----|-----|-----|-----|-----|-----|-----|-----|-----|-----|-----|-----|-----|-----|-----|-----|-----|-----|-----|-----|-----|-----|-----|-----|-----|-----|-----|-----|-----|-----|-----|-----|-----|-----|-----|-----|-----|-----|-----|-----|-----|-----|-----|-----|-----|-----|-----|-----|-----|-----|-----|-----|-----|-----|-----|-----|-----|-----|-----|-----|-----|-----|-----|-----|-----|-----|-----|-----|-----|-----|-----|-----|-----|-----|-----|-----|-----|-----|-----|-----|-----|-----|-----|-----|-----|-----|-----|-----|-----|-----|-----|-----|-----|-----|-----|-----|-----|-----|-----|-----|-----|-----|-----|-----|-----|-----|-----|-----|-----|-----|-----|-----|-----|-----|-----|-----|-----|-----|-----|-----|-----|-----|-----|-----|-----|-----|-----|-----|-----|-----|-----|-----|-----|-----|-----|-----|-----|-----|-----|-----|-----|-----|-----|-----|-----|-----|-----|-----|-----|-----|-----|-----|-----|-----|-----|-----|-----|-----|-----|-----|-----|-----|-----|-----|-----|-----|-----|-----|-----|-----|-----|-----|-----|-----|-----|-----|-----|-----|-----|-----|-----|-----|-----|-----|-----|-----|-----|-----|-----|-----|-----|-----|-----|-----|-----|-----|-----|-----|-----|-----|-----|-----|-----|-----|-----|-----|-----|-----|-----|-----|-----|-----|-----|-----|------|------|------|------|------|------|------|------|------|------|------|------|------|------|------|------|------|------|------|------|------|------|------|------|------|------|------|------|------|------|------|------|------|------|------|------|------|------|------|------|------|------|------|------|------|------|------|------|------|------|------|------|------|------|------|------|------|------|------|------|------|------|------|------|------|------|------|------|------|------|------|------|------|------|------|------|------|------|------|------|------|------|------|------|------|------|------|------|------|------|------|------|------|------|------|------|------|------|------|------|------|------|------|------|------|------|------|------|------|------|------|------|------|------|------|------|------|------|------|------|------|------|------|------|------|------|------|------|------|------|------|------|------|------|------|------|------|------|------|------|------|------|------|------|------|------|------|------|------|------|------|------|------|------|------|------|------|------|------|------|------|------|------|------|------|------|------|------|------|------|------|------|------|------|------|------|------|------|------|------|------|------|------|------|------|------|------|------|------|------|------|------|------|------|------|------|------|------|------|------|------|------|------|------|------|------|------|------|------|------|------|------|------|------|------|------|------|------|------|------|------|------|------|------|------|------|------|------|------|------|------|------|------|------|------|------|------|------|------|------|------|------|------|------|------|------|------|------|------|------|------|------|------|------|------|------|------|------|------|------|------|------|------|------|------|------|------|------|------|------|------|------|------|------|------|------|------|------|------|------|------|------|------|------|------|------|------|------|------|------|------|------|------|------|------|------|------|------|------|------|------|------|------|------|------|------|------|------|------|------|------|------|------|------|------|------|------|------|------|------|------|------|------|------|------|------|------|------|------|------|------|------|------|------|------|------|------|------|------|------|------|------|------|------|------|------|------|------|------|------|------|------|------|------|------|------|------|------|------|------|------|------|------|------|------|------|------|------|------|------|------|------|------|------|------|------|------|------|------|------|------|------|------|------|------|------|------|------|------|------|------|------|------|------|------|------|------|------|------|------|------|------|------|------|------|------|------|------|------|------|------|------|------|------|------|------|------|------|------|------|------|------|------|------|------|------|------|------|------|------|------|------|------|------|------|------|------|------|------|------|------|------|------|------|------|------|------|------|------|------|------|------|------|------|------|------|------|------|------|------|------|------|------|------|------|------|------|------|------|------|------|------|------|------|------|------|------|------|------|------|------|------|------|------|------|------|------|------|------|-----|

Prototyping Footprint C

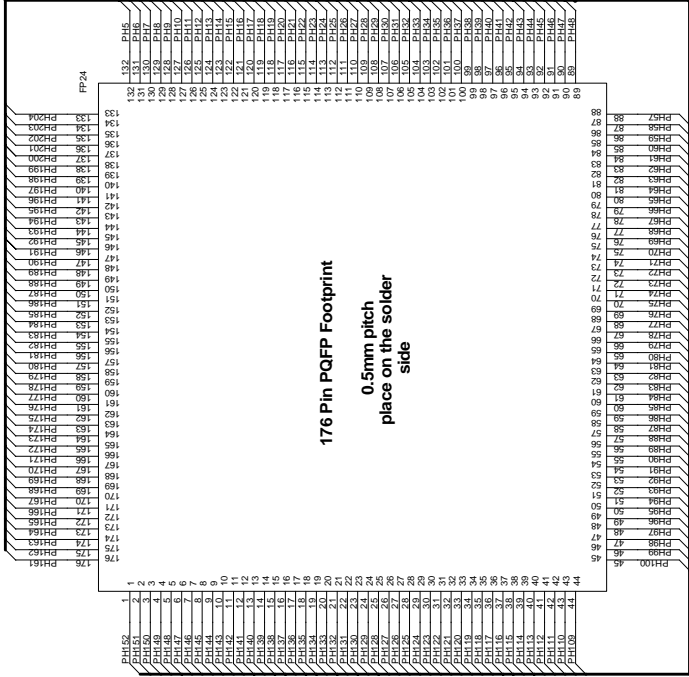
|      |       |
|------|-------|
| FP19 |       |
| 50   | PQ21  |
| 51   | PQ22  |
| 52   | PQ23  |
| 53   | PQ24  |
| 54   | PQ25  |
| 55   | PQ26  |
| 56   | PQ27  |
| 57   | PQ28  |
| 58   | PQ29  |
| 59   | PQ30  |
| 60   | PQ31  |
| 61   | PQ32  |
| 62   | PQ33  |
| 63   | PQ34  |
| 64   | PQ35  |
| 65   | PQ36  |
| 66   | PQ37  |
| 67   | PQ38  |
| 68   | PQ39  |
| 69   | PQ40  |
| 70   | PQ41  |
| 71   | PQ42  |
| 72   | PQ43  |
| 73   | PQ44  |
| 74   | PQ45  |
| 75   | PQ46  |
| 76   | PQ47  |
| 77   | PQ48  |
| 78   | PQ49  |
| 79   | PQ50  |
| 80   | PQ51  |
| 81   | PQ52  |
| 82   | PQ53  |
| 83   | PQ54  |
| 84   | PQ55  |
| 85   | PQ56  |
| 86   | PQ57  |
| 87   | PQ58  |
| 88   | PQ59  |
| 89   | PQ60  |
| 90   | PQ61  |
| 91   | PQ62  |
| 92   | PQ63  |
| 93   | PQ64  |
| 94   | PQ65  |
| 95   | PQ66  |
| 96   | PQ67  |
| 97   | PQ68  |
| 98   | PQ69  |
| 99   | PQ70  |
| 100  | PQ71  |
| 101  | PQ72  |
| 102  | PQ73  |
| 103  | PQ74  |
| 104  | PQ75  |
| 105  | PQ76  |
| 106  | PQ77  |
| 107  | PQ78  |
| 108  | PQ79  |
| 109  | PQ80  |
| 110  | PQ81  |
| 111  | PQ82  |
| 112  | PQ83  |
| 113  | PQ84  |
| 114  | PQ85  |
| 115  | PQ86  |
| 116  | PQ87  |
| 117  | PQ88  |
| 118  | PQ89  |
| 119  | PQ90  |
| 120  | PQ91  |
| 121  | PQ92  |
| 122  | PQ93  |
| 123  | PQ94  |
| 124  | PQ95  |
| 125  | PQ96  |
| 126  | PQ97  |
| 127  | PQ98  |
| 128  | PQ99  |
| 129  | PQ100 |
| 130  | PQ101 |
| 131  | PQ102 |
| 132  | PQ103 |
| 133  | PQ104 |
| 134  | PQ105 |
| 135  | PQ106 |
| 136  | PQ107 |
| 137  | PQ108 |
| 138  | PQ109 |
| 139  | PQ110 |
| 140  | PQ111 |
| 141  | PQ112 |
| 142  | PQ113 |
| 143  | PQ114 |
| 144  | PQ115 |
| 145  | PQ116 |
| 146  | PQ117 |
| 147  | PQ118 |
| 148  | PQ119 |
| 149  | PQ120 |
| 150  | PQ121 |
| 151  | PQ122 |
| 152  | PQ123 |
| 153  | PQ124 |
| 154  | PQ125 |
| 155  | PQ126 |
| 156  | PQ127 |
| 157  | PQ128 |
| 158  | PQ129 |
| 159  | PQ130 |
| 160  | PQ131 |
| 161  | PQ132 |
| 162  | PQ133 |
| 163  | PQ134 |
| 164  | PQ135 |
| 165  | PQ136 |
| 166  | PQ137 |
| 167  | PQ138 |
| 168  | PQ139 |
| 169  | PQ140 |
| 170  | PQ141 |
| 171  | PQ142 |
| 172  | PQ143 |
| 173  | PQ144 |
| 174  | PQ145 |
| 175  | PQ146 |
| 176  | PQ147 |
| 177  | PQ148 |
| 178  | PQ149 |
| 179  | PQ150 |
| 180  | PQ151 |
| 181  | PQ152 |
| 182  | PQ153 |
| 183  | PQ154 |
| 184  | PQ155 |
| 185  | PQ156 |
| 186  | PQ157 |
| 187  | PQ158 |
| 188  | PQ159 |
| 189  | PQ160 |
| 190  | PQ161 |
| 191  | PQ162 |
| 192  | PQ163 |
| 193  | PQ164 |
| 194  | PQ165 |
| 195  | PQ166 |
| 196  | PQ167 |
| 197  | PQ168 |
| 198  | PQ169 |
| 199  | PQ170 |
| 200  | PQ171 |
| 201  | PQ172 |
| 202  | PQ173 |
| 203  | PQ174 |
| 204  | PQ175 |
| 205  | PQ176 |
| 206  | PQ177 |
| 207  | PQ178 |
| 208  | PQ179 |
| 209  | PQ180 |
| 210  | PQ181 |
| 211  | PQ182 |
| 212  | PQ183 |
| 213  | PQ184 |
| 214  | PQ185 |
| 215  | PQ186 |
| 216  | PQ187 |
| 217  | PQ188 |
| 218  | PQ189 |
| 219  | PQ190 |
| 220  | PQ191 |
| 221  | PQ192 |
| 222  | PQ193 |
| 223  | PQ194 |
| 224  | PQ195 |
| 225  | PQ196 |
| 226  | PQ197 |
| 227  | PQ198 |
| 228  | PQ199 |
| 229  | PQ200 |
| 230  | PQ201 |
| 231  | PQ202 |
| 232  | PQ203 |
| 233  | PQ204 |
| 234  | PQ205 |
| 235  | PQ206 |
| 236  | PQ207 |
| 237  | PQ208 |
| 238  | PQ209 |
| 239  | PQ210 |
| 240  | PQ211 |
| 241  | PQ212 |
| 242  | PQ213 |
| 243  | PQ214 |
| 244  | PQ215 |
| 245  | PQ216 |
| 246  | PQ217 |
| 247  | PQ218 |
| 248  | PQ219 |
| 249  | PQ220 |
| 250  | PQ221 |
| 251  | PQ222 |
| 252  | PQ223 |
| 253  | PQ224 |
| 254  | PQ225 |
| 255  | PQ226 |
| 256  | PQ227 |
| 257  | PQ228 |
| 258  | PQ229 |
| 259  | PQ230 |
| 260  | PQ231 |
| 261  | PQ232 |
| 262  | PQ233 |
| 263  | PQ234 |
| 264  | PQ235 |
| 265  | PQ236 |
| 266  | PQ237 |
| 267  | PQ238 |
| 268  | PQ239 |
| 269  | PQ240 |
| 270  | PQ241 |
| 271  | PQ242 |
| 272  | PQ243 |
| 273  | PQ244 |
| 274  | PQ245 |
| 275  | PQ246 |
| 276  | PQ247 |
| 277  | PQ248 |
| 278  | PQ249 |
| 279  | PQ250 |
| 280  | PQ251 |
| 281  | PQ252 |
| 282  | PQ253 |
| 283  | PQ254 |
| 284  | PQ255 |
| 285  | PQ256 |
| 286  | PQ257 |
| 287  | PQ258 |
| 288  | PQ259 |
| 289  | PQ260 |
| 290  | PQ261 |
| 291  | PQ262 |
| 292  | PQ263 |
| 293  | PQ264 |
| 294  | PQ265 |
| 295  | PQ266 |
| 296  | PQ267 |
| 297  | PQ268 |
| 298  | PQ269 |
| 299  | PQ270 |
| 300  | PQ271 |
| 301  | PQ272 |
| 302  | PQ273 |
| 303  | PQ274 |
| 304  | PQ275 |
| 305  | PQ276 |
| 306  | PQ277 |
| 307  | PQ278 |
| 308  | PQ279 |
| 309  | PQ280 |
| 310  | PQ281 |
| 311  | PQ282 |
| 312  | PQ283 |
| 313  | PQ284 |
| 314  | PQ285 |
| 315  | PQ286 |
| 316  | PQ287 |
| 317  | PQ288 |
| 318  | PQ289 |
| 319  | PQ290 |
| 320  | PQ291 |
| 321  | PQ292 |
| 322  | PQ293 |
| 323  | PQ294 |
| 324  | PQ295 |
| 325  | PQ296 |
| 326  | PQ297 |
| 327  | PQ298 |
| 328  | PQ299 |
| 329  | PQ300 |
| 330  | PQ301 |
| 331  | PQ302 |
| 332  | PQ303 |
| 333  | PQ304 |
| 334  | PQ305 |
| 335  | PQ306 |
| 336  | PQ307 |
| 337  | PQ308 |
| 338  | PQ309 |
| 339  | PQ310 |
| 340  | PQ311 |
| 341  | PQ312 |
| 342  | PQ313 |
| 343  | PQ314 |
| 344  | PQ315 |
| 345  | PQ316 |
| 346  | PQ317 |
| 347  | PQ318 |
| 348  | PQ319 |
| 349  | PQ320 |
| 350  | PQ321 |
| 351  | PQ322 |
| 352  | PQ323 |
| 353  | PQ324 |
| 354  | PQ325 |
| 355  | PQ326 |
| 356  | PQ327 |
| 357  | PQ328 |
| 358  | PQ329 |
| 359  | PQ330 |
| 360  | PQ331 |
| 361  | PQ332 |
| 362  | PQ333 |
| 363  | PQ334 |
| 364  | PQ335 |
| 365  | PQ336 |
| 366  | PQ337 |
| 367  | PQ338 |
| 368  | PQ339 |
| 369  | PQ340 |
| 370  | PQ341 |
| 371  | PQ342 |
| 372  | PQ343 |
| 373  | PQ344 |
| 374  | PQ345 |
| 375  | PQ346 |
| 376  | PQ347 |
| 377  | PQ348 |
| 378  | PQ349 |
| 379  | PQ350 |
| 380  | PQ351 |
| 381  | PQ352 |
| 382  | PQ353 |
| 383  | PQ354 |
| 384  | PQ355 |
| 385  | PQ356 |
| 386  | PQ357 |
| 387  | PQ358 |
| 388  | PQ359 |
| 389  | PQ360 |
| 390  | PQ361 |
| 391  | PQ362 |
| 392  | PQ363 |
| 393  | PQ364 |
| 394  | PQ365 |
| 395  | PQ366 |
| 396  | PQ367 |
| 397  | PQ368 |
| 398  | PQ369 |
| 399  | PQ370 |
| 400  | PQ371 |
| 401  | PQ372 |
| 402  | PQ373 |
| 403  | PQ374 |
| 404  | PQ375 |
| 405  | PQ376 |
| 406  | PQ377 |
| 407  | PQ378 |
| 408  | PQ379 |
| 409  | PQ380 |
| 410  | PQ381 |
| 411  | PQ382 |
| 412  | PQ383 |
| 413  | PQ384 |
| 414  | PQ385 |
| 415  | PQ386 |
| 416  | PQ387 |
| 417  | PQ388 |
| 418  | PQ389 |
| 419  | PQ390 |
| 420  | PQ391 |
| 421  | PQ392 |
| 422  | PQ393 |
| 423  | PQ394 |
| 424  | PQ395 |
| 425  | PQ396 |
| 426  | PQ397 |
| 427  | PQ398 |
| 428  | PQ399 |
| 429  | PQ400 |
| 430  | PQ401 |
| 431  | PQ402 |
| 432  | PQ403 |
| 433  | PQ404 |
| 434  | PQ405 |
| 435  | PQ406 |
| 436  | PQ407 |
| 437  | PQ408 |
| 438  | PQ409 |
| 439  | PQ410 |
| 440  | PQ411 |
| 441  | PQ412 |
| 442  | PQ413 |
| 443  | PQ414 |
| 444  | PQ415 |
| 445  | PQ416 |
| 446  | PQ417 |
| 447  | PQ418 |
| 448  | PQ419 |
| 449  | PQ420 |
| 450  | PQ421 |
| 451  | PQ422 |
| 452  | PQ423 |
| 453  | PQ424 |
| 454  | PQ425 |
| 455  | PQ426 |
| 456  | PQ427 |
| 457  | PQ428 |
| 458  | PQ429 |
| 459  | PQ430 |
| 460  | PQ431 |
| 461  | PQ432 |
| 462  | PQ433 |
| 463  | PQ434 |
| 464  | PQ435 |
| 465  | PQ436 |
| 466  | PQ437 |
| 467  | PQ438 |
| 468  | PQ439 |
| 469  | PQ440 |
| 470  | PQ441 |
| 471  | PQ442 |
| 472  | PQ443 |
| 473  | PQ444 |
| 474  | PQ445 |
| 475  | PQ446 |
| 476  | PQ447 |
| 477  | PQ448 |
| 478  | PQ449 |
| 479  | PQ450 |
| 480  | PQ451 |
| 481  | PQ452 |
| 482  | PQ453 |
| 483  | PQ454 |
| 484  | PQ455 |
| 485  | PQ456 |
| 486  | PQ457 |
| 487  | PQ458 |
| 488  | PQ459 |
| 489  | PQ460 |
| 490  | PQ461 |
| 491  | PQ462 |
| 492  | PQ463 |
| 493  | PQ464 |
| 494  | PQ465 |
| 495  | PQ466 |
| 496  | PQ467 |
| 497  | PQ468 |
| 498  | PQ469 |
| 499  | PQ470 |
| 500  | PQ471 |
| 501  | PQ472 |
| 502  | PQ473 |
| 503  | PQ474 |
| 504  | PQ475 |
| 505  | PQ476 |
| 506  | PQ477 |
| 507  | PQ478 |
| 508  | PQ479 |
| 509  | PQ480 |
| 510  | PQ481 |
| 511  | PQ482 |
| 512  | PQ483 |
| 513  | PQ484 |
| 514  | PQ485 |
| 515  | PQ486 |
| 516  | PQ487 |
| 517  | PQ488 |
| 518  | PQ489 |
| 519  | PQ490 |
| 520  | PQ491 |
| 521  | PQ492 |
| 522  | PQ493 |
| 523  | PQ494 |
| 524  | PQ495 |
| 525  | PQ496 |
| 526  | PQ497 |
| 527  | PQ498 |
| 528  | PQ499 |
| 529  | PQ500 |
| 530  | PQ501 |
| 531  | PQ502 |
| 532  | PQ503 |
| 533  | PQ504 |
| 534  | PQ505 |
| 535  | PQ506 |
| 536  | PQ507 |
| 537  | PQ508 |
| 538  | PQ509 |
| 539  | PQ510 |
| 540  | PQ511 |
| 541  | PQ512 |
| 542  | PQ513 |
| 543  | PQ514 |
| 544  | PQ515 |
| 545  | PQ516 |
| 546  | PQ517 |
| 547  | PQ518 |
| 548  | PQ519 |
| 549  | PQ520 |
| 550  | PQ521 |
| 551  | PQ522 |
| 552  | PQ523 |
| 553  | PQ524 |
| 554  | PQ525 |
| 555  | PQ526 |
| 556  | PQ527 |
| 557  | PQ528 |
| 558  | PQ529 |
| 559  | PQ530 |
| 560  | PQ531 |
| 561  | PQ532 |
| 562  | PQ533 |
| 563  | PQ534 |
| 564  | PQ535 |
| 565  | PQ536 |
| 566  | PQ537 |
| 567  | PQ538 |
| 568  | PQ539 |
| 569  | PQ540 |
| 570  | PQ541 |
| 571  | PQ542 |
| 572  | PQ543 |
| 573  | PQ544 |
| 574  | PQ545 |
| 575  | PQ546 |
| 576  | PQ547 |
| 577  | PQ548 |
| 578  | PQ549 |
| 579  | PQ550 |
| 580  | PQ551 |
| 581  | PQ552 |
| 582  | PQ553 |
| 583  | PQ554 |
| 584  | PQ555 |
| 585  | PQ556 |
| 586  | PQ557 |
| 587  | PQ558 |
| 588  | PQ559 |
| 589  | PQ560 |
| 590  | PQ561 |
| 591  | PQ562 |
| 592  | PQ563 |
| 593  | PQ564 |
| 594  | PQ565 |
| 595  | PQ566 |
| 596  | PQ567 |
| 597  | PQ568 |
| 598  | PQ569 |
| 599  | PQ570 |
| 600  | PQ571 |
| 601  | PQ572 |
| 602  | PQ573 |
| 603  | PQ574 |
| 604  | PQ575 |
| 605  | PQ576 |
| 606  | PQ577 |
| 607  | PQ578 |
| 608  | PQ579 |
| 609  | PQ580 |
| 610  | PQ581 |
| 611  | PQ582 |
| 612  | PQ583 |
| 613  | PQ584 |
| 614  | PQ585 |
| 615  | PQ586 |
| 616  | PQ587 |
| 617  | PQ588 |
| 618  | PQ589 |
| 619  | PQ590 |
| 620  | PQ591 |
| 621  | PQ592 |
| 622  | PQ593 |
| 623  | PQ594 |
| 624  | PQ595 |
| 625  | PQ596 |
| 626  | PQ597 |
| 627  | PQ598 |
| 628  | PQ599 |
| 629  | PQ600 |
| 630  | PQ601 |
| 631  | PQ602 |
| 632  | PQ603 |
| 633  | PQ604 |
| 634  | PQ605 |
| 635  | PQ606 |
| 636  | PQ607 |
| 637  | PQ608 |
| 638  | PQ609 |
| 639  | PQ610 |
| 640  | PQ611 |
|      |       |



Prototyping Footprint D

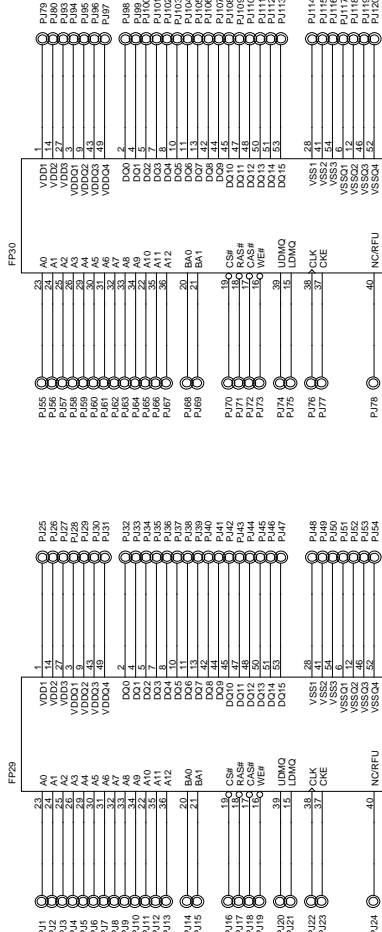
| FP21  |     | FP22  |         |
|-------|-----|-------|---------|
| PH1   | 1   | PH157 | PH157   |
| PH2   | 2   | PH158 | PH158   |
| PH3   | 3   | PH159 | PH159   |
| PH4   | 4   | PH160 | PH160   |
| PH5   | 5   | PH161 | PH161   |
| PH6   | 6   | PH162 | PH162   |
| PH7   | 7   | PH163 | PH163   |
| PH8   | 8   | PH164 | PH164   |
| PH9   | 9   | PH165 | PH165   |
| PH10  | 10  | PH166 | PH166   |
| PH11  | 11  | PH167 | PH167   |
| PH12  | 12  | PH168 | PH168   |
| PH13  | 13  | PH169 | PH169   |
| PH14  | 14  | PH170 | PH170   |
| PH15  | 15  | PH171 | PH171   |
| PH16  | 16  | PH172 | PH172   |
| PH17  | 17  | PH173 | PH173   |
| PH18  | 18  | PH174 | PH174   |
| PH19  | 19  | PH175 | PH175   |
| PH20  | 20  | PH176 | PH176   |
| PH21  | 21  | PH177 | PH177   |
| PH22  | 22  | PH178 | PH178   |
| PH23  | 23  | PH179 | PH179   |
| PH24  | 24  | PH180 | PH180   |
| PH25  | 25  | PH181 | PH181   |
| PH26  | 26  | PH182 | PH182   |
| PH27  | 27  | PH183 | PH183   |
| PH28  | 28  | PH184 | PH184   |
| PH29  | 29  | PH185 | PH185   |
| PH30  | 30  | PH186 | PH186   |
| PH31  | 31  | PH187 | PH187   |
| PH32  | 32  | PH188 | PH188   |
| PH33  | 33  | PH189 | PH189   |
| PH34  | 34  | PH190 | PH190   |
| PH35  | 35  | PH191 | PH191   |
| PH36  | 36  | PH192 | PH192   |
| PH37  | 37  | PH193 | PH193   |
| PH38  | 38  | PH194 | PH194   |
| PH39  | 39  | PH195 | PH195   |
| PH40  | 40  | PH196 | PH196   |
| PH41  | 41  | PH197 | PH197   |
| PH42  | 42  | PH198 | PH198   |
| PH43  | 43  | PH199 | PH199   |
| PH44  | 44  | PH200 | PH200   |
| PH45  | 45  | PH201 | PH201   |
| PH46  | 46  | PH202 | PH202   |
| PH47  | 47  | PH203 | PH203   |
| PH48  | 48  | PH204 | PH204   |
| PH49  | 49  | PH205 | PH205   |
| PH50  | 50  | PH206 | PH206   |
| PH51  | 51  | PH207 | PH207   |
| PH52  | 52  | PH208 | PH208   |
| PH53  | 53  | PH209 | PH209   |
| PH54  | 54  | PH210 | PH210   |
| PH55  | 55  | PH211 | PH211   |
| PH56  | 56  | PH212 | PH212   |
| PH57  | 57  | PH213 | PH213   |
| PH58  | 58  | PH214 | PH214   |
| PH59  | 59  | PH215 | PH215   |
| PH60  | 60  | PH216 | PH216   |
| PH61  | 61  | PH217 | PH217   |
| PH62  | 62  | PH218 | PH218   |
| PH63  | 63  | PH219 | PH219   |
| PH64  | 64  | PH220 | PH220   |
| PH65  | 65  | PH221 | PH221   |
| PH66  | 66  | PH222 | PH222   |
| PH67  | 67  | PH223 | PH223   |
| PH68  | 68  | PH224 | PH224   |
| PH69  | 69  | PH225 | PH225   |
| PH70  | 70  | PH226 | PH226   |
| PH71  | 71  | PH227 | PH227   |
| PH72  | 72  | PH228 | PH228   |
| PH73  | 73  | PH229 | PH229   |
| PH74  | 74  | PH230 | PH230   |
| PH75  | 75  | PH231 | PH231   |
| PH76  | 76  | PH232 | PH232   |
| PH77  | 77  | PH233 | PH233   |
| PH78  | 78  | PH234 | PH234   |
| PH79  | 79  | PH235 | PH235   |
| PH80  | 80  | PH236 | PH236   |
| PH81  | 81  | PH237 | PH237   |
| PH82  | 82  | PH238 | PH238   |
| PH83  | 83  | PH239 | PH239   |
| PH84  | 84  | PH240 | PH240   |
| PH85  | 85  | PH241 | PH241   |
| PH86  | 86  | PH242 | PH242   |
| PH87  | 87  | PH243 | PH243   |
| PH88  | 88  | PH244 | PH244   |
| PH89  | 89  | PH245 | PH245   |
| PH90  | 90  | PH246 | PH246   |
| PH91  | 91  | PH247 | PH247   |
| PH92  | 92  | PH248 | PH248   |
| PH93  | 93  | PH249 | PH249   |
| PH94  | 94  | PH250 | PH250   |
| PH95  | 95  | PH251 | PH251   |
| PH96  | 96  | PH252 | PH252   |
| PH97  | 97  | PH253 | PH253   |
| PH98  | 98  | PH254 | PH254   |
| PH99  | 99  | PH255 | PH255   |
| PH100 | 100 | PH256 | PH256   |
| PH101 | 101 | PH257 | PH257   |
| PH102 | 102 | PH258 | PH258   |
| PH103 | 103 | PH259 | PH259   |
| PH104 | 104 | PH260 | PH260   |
| PH105 | 105 | PH261 | PH261   |
| PH106 | 106 | PH262 | PH262   |
| PH107 | 107 | PH263 | PH263   |
| PH108 | 108 | PH264 | PH264   |
| PH109 | 109 | PH265 | PH265   |
| PH110 | 110 | PH266 | PH266   |
| PH111 | 111 | PH267 | PH267   |
| PH112 | 112 | PH268 | PH268   |
| PH113 | 113 | PH269 | PH269   |
| PH114 | 114 | PH270 | PH270   |
| PH115 | 115 | PH271 | PH271   |
| PH116 | 116 | PH272 | PH272   |
| PH117 | 117 | PH273 | PH273   |
| PH118 | 118 | PH274 | PH274   |
| PH119 | 119 | PH275 | PH275   |
| PH120 | 120 | PH276 | PH276   |
| PH121 | 121 | PH277 | PH277   |
| PH122 | 122 | PH278 | PH278   |
| PH123 | 123 | PH279 | PH279   |
| PH124 | 124 | PH280 | PH280   |
| PH125 | 125 | PH281 | PH281   |
| PH126 | 126 | PH282 | PH282   |
| PH127 | 127 | PH283 | PH283   |
| PH128 | 128 | PH284 | PH284   |
| PH129 | 129 | PH285 | PH285   |
| PH130 | 130 | PH286 | PH286   |
| PH131 | 131 | PH287 | PH287   |
| PH132 | 132 | PH288 | PH288   |
| PH133 | 133 | PH289 | PH289   |
| PH134 | 134 | PH290 | PH290   |
| PH135 | 135 | PH291 | PH291   |
| PH136 | 136 | PH292 | PH292   |
| PH137 | 137 | PH293 | PH293   |
| PH138 | 138 | PH294 | PH294   |
| PH139 | 139 | PH295 | PH295   |
| PH140 | 140 | PH296 | PH296   |
| PH141 | 141 | PH297 | PH297   |
| PH142 | 142 | PH298 | PH298   |
| PH143 | 143 | PH299 | PH299   |
| PH144 | 144 | PH300 | PH300   |
| PH145 | 145 | PH301 | PH301   |
| PH146 | 146 | PH302 | PH302   |
| PH147 | 147 | PH303 | PH303   |
| PH148 | 148 | PH304 | PH304   |
| PH149 | 149 | PH305 | PH305   |
| PH150 | 150 | PH306 | PH306   |
| PH151 | 151 | PH307 | PH307   |
| PH152 | 152 | PH308 | PH308   |
| PH153 | 153 | PH309 | PH309   |
| PH154 | 154 | PH310 | PH310   |
| PH155 | 155 | PH311 | PH311   |
| PH156 | 156 | PH312 | PH312   |
| PH157 | 157 | PH313 | PH313   |
| PH158 | 158 | PH314 | PH314   |
| PH159 | 159 | PH315 | PH315   |
| PH160 | 160 | PH316 | PH316   |
| PH161 | 161 | PH317 | PH317   |
| PH162 | 162 | PH318 | PH318   |
| PH163 | 163 | PH319 | PH319   |
| PH164 | 164 | PH320 | PH320   |
| PH165 | 165 | PH321 | PH321   |
| PH166 | 166 | PH322 | PH322   |
| PH167 | 167 | PH323 | PH323   |
| PH168 | 168 | PH324 | PH324   |
| PH169 | 169 | PH325 | PH325   |
| PH170 | 170 | PH326 | PH326   |
| PH171 | 171 | PH327 | PH327   |
| PH172 | 172 | PH328 | PH328   |
| PH173 | 173 | PH329 | PH329   |
| PH174 | 174 | PH330 | PH330   |
| PH175 | 175 | PH331 | PH331   |
| PH176 | 176 | PH332 | PH332   |
| PH177 | 177 | PH333 | PH333   |
| PH178 | 178 | PH334 | PH334   |
| PH179 | 179 | PH335 | PH335   |
| PH180 | 180 | PH336 | PH336   |
| PH181 | 181 | PH337 | PH337   |
| PH182 | 182 | PH338 | PH338   |
| PH183 | 183 | PH339 | PH339   |
| PH184 | 184 | PH340 | PH340   |
| PH185 | 185 | PH341 | PH341   |
| PH186 | 186 | PH342 | PH342   |
| PH187 | 187 | PH343 | PH343   |
| PH188 | 188 | PH344 | PH344   |
| PH189 | 189 | PH345 | PH345   |
| PH190 | 190 | PH346 | PH346   |
| PH191 | 191 | PH347 | PH347   |
| PH192 | 192 | PH348 | PH348   |
| PH193 | 193 | PH349 | PH349   |
| PH194 | 194 | PH350 | PH350   |
| PH195 | 195 | PH351 | PH351   |
| PH196 | 196 | PH352 | PH352   |
| PH197 | 197 | PH353 | PH353   |
| PH198 | 198 | PH354 | PH354   |
| PH199 | 199 | PH355 | PH355   |
| PH200 | 200 | PH356 | PH356   |
| PH201 | 201 | PH357 | PH357   |
| PH202 | 202 | PH358 | PH358   |
| PH203 | 203 | PH359 | PH359   |
| PH204 | 204 | PH360 | PH360   |
| PH205 | 205 | PH361 | PH361   |
| PH206 | 206 | PH362 | PH362   |
| PH207 | 207 | PH363 | PH363   |
| PH208 | 208 | PH364 | PH364   |
| PH209 | 209 | PH365 | PH365   |
| PH210 | 210 | PH366 | PH366   |
| PH211 | 211 | PH367 | PH367   |
| PH212 | 212 | PH368 | PH368   |
| PH213 | 213 | PH369 | PH369   |
| PH214 | 214 | PH370 | PH370   |
| PH215 | 215 | PH371 | PH371   |
| PH216 | 216 | PH372 | PH372   |
| PH217 | 217 | PH373 | PH373   |
| PH218 | 218 | PH374 | PH374   |
| PH219 | 219 | PH375 | PH375   |
| PH220 | 220 | PH376 | PH376   |
| PH221 | 221 | PH377 | PH377   |
| PH222 | 222 | PH378 | PH378   |
| PH223 | 223 | PH379 | PH379   |
| PH224 | 224 | PH380 | PH380   |
| PH225 | 225 | PH381 | PH381   |
| PH226 | 226 | PH382 | PH382   |
| PH227 | 227 | PH383 | PH383   |
| PH228 | 228 | PH384 | PH384   |
| PH229 | 229 | PH385 | PH385   |
| PH230 | 230 | PH386 | PH386   |
| PH231 | 231 | PH387 | PH387   |
| PH232 | 232 | PH388 | PH388   |
| PH233 | 233 | PH389 | PH389   |
| PH234 | 234 | PH390 | PH390   |
| PH235 | 235 | PH391 | PH391   |
| PH236 | 236 | PH392 | PH392   |
| PH237 | 237 | PH393 | PH393   |
| PH238 | 238 | PH394 | PH394   |
| PH239 | 239 | PH395 | PH395   |
| PH240 | 240 | PH396 | PH396   |
| PH241 | 241 | PH397 | PH397   |
| PH242 | 242 | PH398 | PH398   |
| PH243 | 243 | PH399 | PH399   |
| PH244 | 244 | PH400 | PH400   |
| PH245 | 245 | PH401 | PH401   |
| PH246 | 246 | PH402 | PH402   |
| PH247 | 247 | PH403 | PH403   |
| PH248 | 248 | PH404 | PH404   |
| PH249 | 249 | PH405 | PH405   |
| PH250 | 250 | PH406 | PH406   |
| PH251 | 251 | PH407 | PH407   |
| PH252 | 252 | PH408 | PH408   |
| PH253 | 253 | PH409 | PH409   |
| PH254 | 254 | PH410 | PH410   |
| PH255 | 255 | PH411 | PH411   |
| PH256 | 256 | PH412 | PH412   |
| PH257 | 257 | PH413 | PH413   |
| PH258 | 258 | PH414 | PH414   |
| PH259 | 259 | PH415 | PH415   |
| PH260 | 260 | PH416 | PH416   |
| PH261 | 261 | PH417 | PH417   |
| PH262 | 262 | PH418 | PH418   |
| PH263 | 263 | PH419 | PH419   |
| PH264 | 264 | PH420 | PH420   |
| PH265 | 265 | PH421 | PH421   |
| PH266 | 266 | PH422 | PH422   |
| PH267 | 267 | PH423 | PH423   |
| PH268 | 268 | PH424 | PH424   |
| PH269 | 269 | PH425 | PH425   |
| PH270 | 270 | PH426 | PH426   |
| PH271 | 271 | PH427 | PH427   |
| PH272 | 272 | PH428 | PH428   |
| PH273 | 273 | PH429 | PH429   |
| PH274 | 274 | PH430 | PH430   |
| PH275 | 275 | PH431 | PH431   |
| PH276 | 276 | PH432 | PH432   |
| PH277 | 277 | PH433 | PH433   |
| PH278 | 278 | PH434 | PH434   |
| PH279 | 279 | PH435 | PH435   |
| PH280 | 280 | PH436 | PH436   |
| PH281 | 281 | PH437 | PH437   |
| PH282 | 282 | PH438 | PH438   |
| PH283 | 283 | PH439 | PH439   |
| PH284 | 284 | PH440 | PH440   |
| PH285 | 285 | PH441 | PH441   |
| PH286 | 286 | PH442 | PH442   |
| PH287 | 287 | PH443 | PH443   |
| PH288 | 288 | PH444 | PH444   |
| PH289 | 289 | PH445 | PH445   |
| PH290 | 290 | PH446 | PH446   |
| PH291 | 291 | PH447 | PH447   |
| PH292 | 292 | PH448 | PH448   |
| PH293 | 293 | PH449 | PH449   |
| PH294 | 294 | PH450 | PH450   |
| PH295 | 295 | PH451 | PH451   |
| PH296 | 296 | PH452 | PH452   |
| PH297 | 297 | PH453 | PH453   |
| PH298 | 298 | PH454 | PH454   |
| PH299 | 299 | PH455 | PH455   |
| PH300 | 300 | PH456 | PH456   |
| PH301 | 301 | PH457 | PH457   |
| PH302 | 302 | PH458 | PH458   |
| PH303 | 303 | PH459 | PH459   |
| PH304 | 304 | PH460 | PH460   |
| PH305 | 305 | PH461 | PH461   |
| PH306 | 306 | PH462 | PH462   |
| PH307 | 307 | PH463 | PH463   |
| PH308 | 308 | PH464 | PH464   |
| PH309 | 309 | PH465 | PH465   |
| PH310 | 310 | PH466 | PH466   |
| PH311 | 311 | PH467 | PH467   |
| PH312 | 312 | PH468 | PH468   |
| PH313 | 313 | PH469 | PH469   |
| PH314 | 314 | PH470 | PH470   |
| PH315 | 315 | PH471 | PH471   |
| PH316 | 316 | PH472 | PH472   |
| PH317 | 317 | PH473 | PH473   |
| PH318 | 318 | PH474 | PH474   |
| PH319 | 319 | PH475 | PH475   |
| PH320 | 320 | PH476 | PH476</ |

### Prototyping Footprint E



0.5mm pitch  
place on the solder  
side

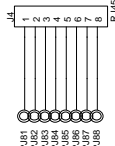
0 PH[1:208] << PH[1:208]



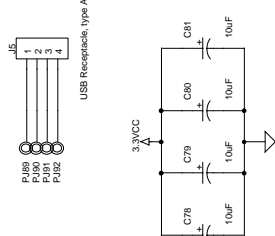
**Note: FP29 and FP30 are placed on the component side.**

256Mb SDRAM  
54-pin TSOP, 0.8mm pitch

Note: two footprints, FP24 and FP25 are placed on the solder side of the PCB under the footprint of 208-pin PQFP (FP22). They are arranged as FP25 inside of FP24. All of them share prototyping holes with FP22.



The above connectors are placed on the component side.

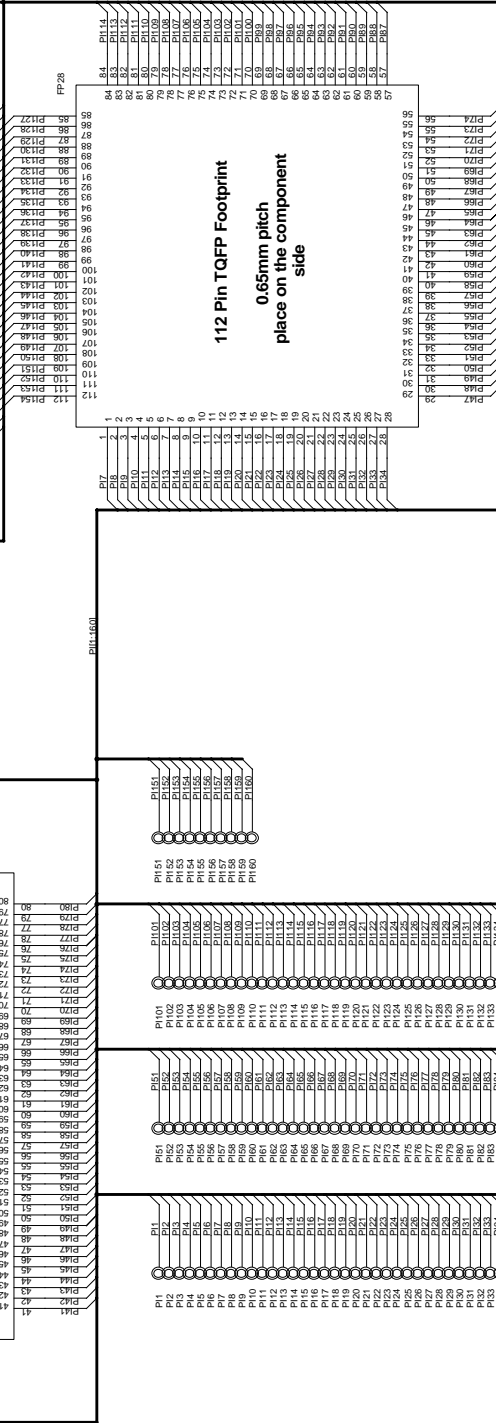
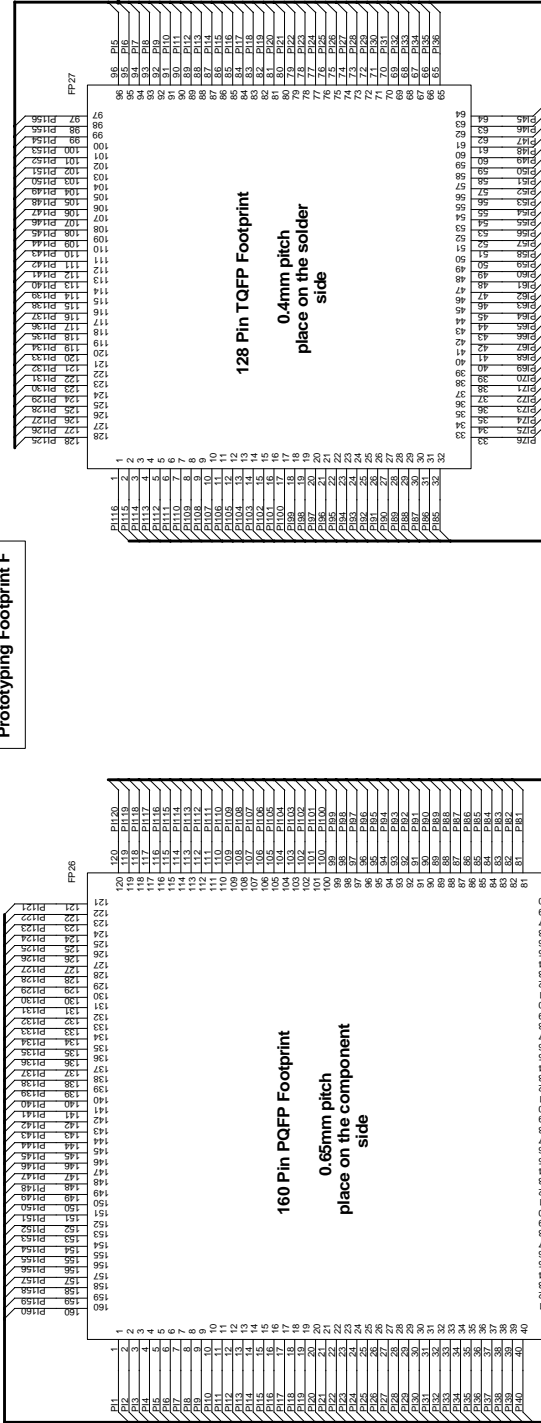


PLX TECHNOLOGY, INC.  
390 Potrero Ave. Sunnyvale, CA 94086

**Prototyping Footprint E**

|                                                               |                         |      |
|---------------------------------------------------------------|-------------------------|------|
| File                                                          | Prototyping Footprint E |      |
| Size                                                          | Document Number         | Rev  |
| Custom                                                        | PC190554 RDK-LITE       | 0002 |
| File description: RDK-Lite-02_2000<br>Size: 4.4<br>Sheet: 2/5 |                         |      |

Prototyping Footprint F



Note: two footprints, FP26 and FP28, are placed on the component side of the PCB. They are arranged as FP28 outside of 160-pin TQFP footprint. The 128-pin TQFP footprint is placed on the solder side directly under FP26. FP27 also shares prototyping holes with FP26 and FP28.

